

Windows & Doors by Internorm

Europe's No. 1 Window Brand

Nothing compares to

Internorm[®]
Windows – Doors

2023/2024

Timber-Aluminium Windows
Page 40



uPVC & uPVC-Aluminium Windows
Page 26



Internorm innovations
Page 12



Entrance Doors
Page 66

XL Glazing
Page 58

Contents

COMPANY	4
Our Values	4
Production	6
Distribution Partners	8
Service	10
Warranty	11
INNOVATIONS	12
I-tec Technologies	14
ECLAZ®	18
WINDOWS	22
Design Styles	22
uPVC & uPVC-Aluminium Windows	26
Timber-Aluminium Windows	40
Windows with integrated Blinds	50
XL Glazing	58
COMBINATIONS	64
ENTRANCE DOORS	66
Design Options	68
Door Systems	74
Door Series	78
Side Entrance Doors	114
Online Door Designer	116
FINISHES & ACCESSORIES	118
Colours	120
Handles	122
Glass	128
Juliet Balcony	130
Security	131
Sun Protection and Flyscreens	136
Certifications	138



www.internorm.com



Internorm – Europe’s No. 1 Window Brand

Internorm has been a family business for 92 years. Since its beginnings as a one-man locksmith, it has developed into the biggest window brand operating on an international scale.

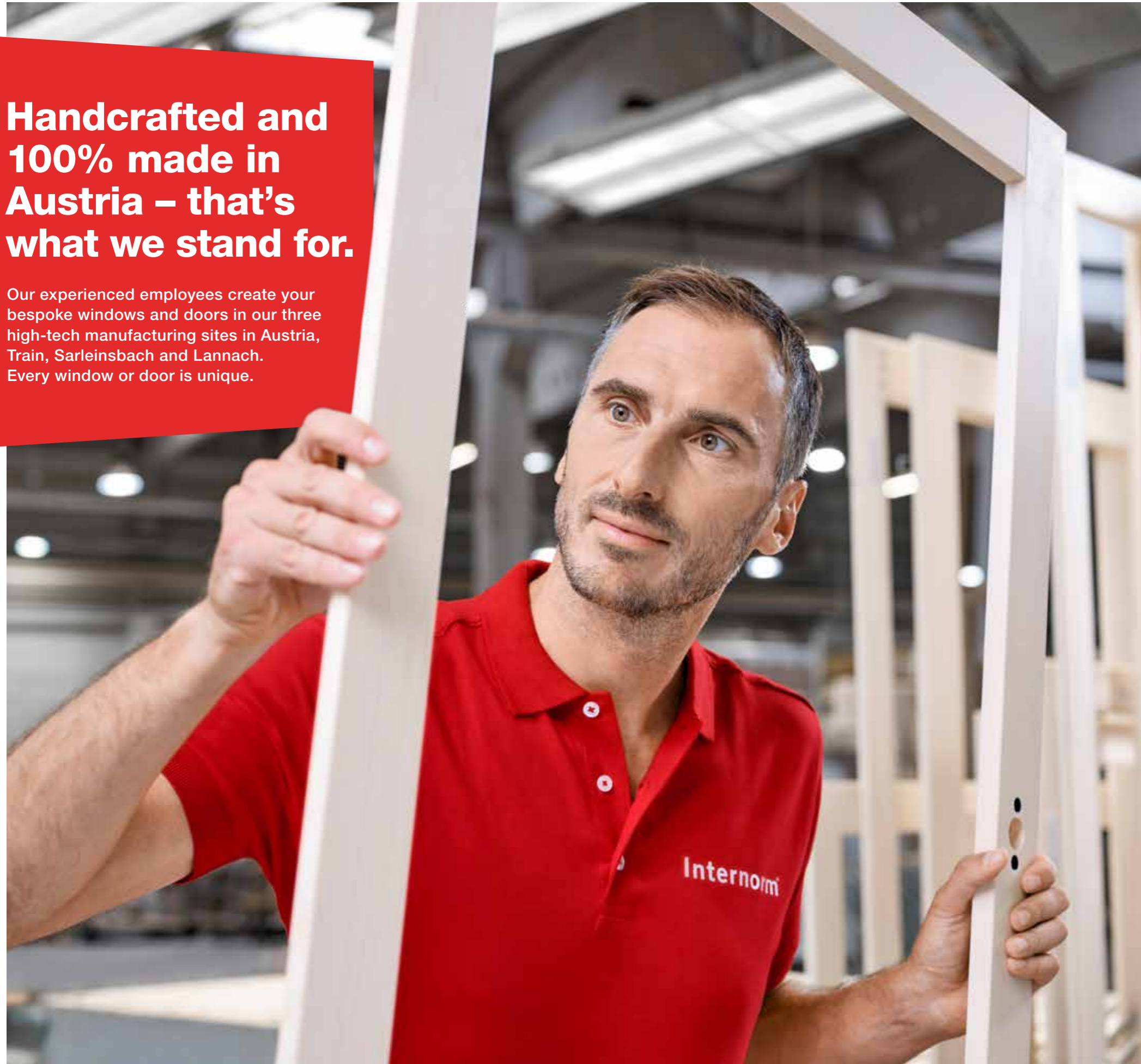
More than 28 million window and door units – 100% made in Austria – have so far made their way to new homes from our three production plants in Traun, Sarleinsbach and Lannach. From the early beginnings of the uPVC window and the first timber-aluminium windows, to today’s high-tech and contemporary design innovations, our family company still sets the standard across Europe and beyond. Our focus on continuous technological developments and innovative solutions has made us the pioneers of the fenestration industry.

We employ over **2,100 employees** throughout Europe, all of them specialists within their field, who work with dedication, creativity and attention to detail. Together with over **1,300 distribution partners in 21 countries**, we strive to deliver a quality product and competent customer service.

Now in the hands of the third generation, **Anette Klinger, Stephan Kubinger** and **Christian Klinger** are leading the company with a strong focus on stability and sustainability. Their drive and commitment to innovation ensures that the company continues to be the trailblazer within the window and door industry.

Handcrafted and 100% made in Austria – that's what we stand for.

Our experienced employees create your bespoke windows and doors in our three high-tech manufacturing sites in Austria, Train, Sarleinsbach and Lannach. Every window or door is unique.



Outstanding quality is the result of our passion.



Our employees are specialists with an eye for detail, who do their jobs with passion and creativity. The company's own research department is continuously developing new products and technologies to provide you with even more comfort and security. Our production employees work with the greatest care to create a special living environment. We rely on sustainable, energy-efficient and safe production processes to do our part in preserving valuable resources.

With a 98% customer satisfaction rating, you have the assurance of competent advice and support.



Trust is important when it comes to advice on purchasing new windows and doors. After all, you're investing in products that will shape your living space for a long time to come. That's why Internorm only works with approved and qualified partners. They deliver a full-service offering, from professional consultation to clean installation and outstanding after-sales support. After all, we're not satisfied until you share our enthusiasm.



Our **1st window partners** are certified Internorm partner organisations that must meet our specific "Customer Care" standards. We constantly check and continually improve these by means of satisfaction measurements carried out by an external inspection body. **Gold Level partners** distinguish themselves through a particularly close collaboration with Internorm in line with our brand promise.



Buying windows and doors is a matter of trust.

Our priority is to offer you competent advice on our product range and promotions during a personal consultation, assisting you to make the right choice on windows and doors for your individual home.



Our distribution partners make sure that only qualified and certified fitters install your windows, doors and large-scale glazing – a professional installation is essential to ensure the smooth functionality and long-term usability of our products.





A unique QR code on your windows and entrance doors

This reveals a special service to give your windows and doors a long life.

By scanning the QR code in the rebate of your window or aluminium entrance door, you will receive **useful information on your product**, helpful tips on cleaning, contact details for your responsible distribution partner as well as a link to the online shop for maintenance products. To ensure the longevity of your windows and doors, your Internorm products require the **correct care and maintenance**. You can find all the relevant information on this as well as suitable replacement parts from the Internorm window service at www.fensterservice.com or from **your distribution partner**.



Our guarantee also demonstrates responsibility.

As the largest, leading European window brand, operating internationally, Internorm boasts 90 years of experience and is focused on developing innovative, exceptionally high-quality and reliable window and door solutions. That's our guarantee.

Warranty

10
YEARS

- On weather resistance against unnatural discolouration and against the formation of cracks in surfaces of white uPVC window and door profiles, except for mitre cracks
- On weather resistance against unnatural discolouration and against the formation of cracks in surfaces of white uPVC window and door profiles with foil coating on the inside, except for mitre cracks
- On weather resistance against unnatural discolouration and against the formation of cracks in surfaces of anodised or powder-coated window and door profiles made of aluminium
- Against condensation between the sealed panes of insulating glass
- On the function of the material compound timber, thermal foam and aluminium profiles in all Internorm timber-aluminium window systems when adhering to the Internorm fitting and maintenance guidelines
- On the function of the glued connection and waterproofing of the insulating glass panes with window profiles in all Internorm timber-aluminium window systems when adhering to the Internorm fitting and maintenance guidelines
- On gluing stick-on Georgian bars

Warranty

5
YEARS

- On corrosion of PVD-coated entrance door handles, if no mechanical damage is apparent.
- On weather resistance against unnatural discolouration or the formation of cracks in door panel surfaces. No warranty is given in the event of changes of the surface appearance as a result of soiling.

Warranty

3
YEARS

- On weather resistance against unnatural discolouration and against the formation of cracks in surfaces of uPVC roller shutter profiles.
- On weather resistance against unnatural discolouration and against the formation of cracks in surfaces of anodised or powder-coated roller shutter and blind profiles made of aluminium
- On the function of window and door hardware when the Internorm fitting and maintenance guidelines have been followed

Guarantee

30
YEARS

Furthermore, Internorm guarantees that Internorm products can be serviced repeatedly by our experts (original parts not required) to ensure that their full functionality is ensured or maintained for a period of 30 years – however, the prerequisite for this is that the frame construction (= frame and sash) are free from damage. The 30-year period starts from the date of production. Electronic components are excluded. These services or materials, working hours, etc. required to maintain functionality are billed in accordance with the applicable rates.

Warranties/excerpt: The full version of our warranty information, warranty requirements and how to make a warranty claim can be found in the Internorm Maintenance, Care and Warranties Manual.

This manual is delivered together with your Internorm products. It is also available as a PDF from the Download section of our website and from every **Internorm 1st** window partner.



Our innovations

The innovative and modern windows and doors produced by Internorm combine technology, longevity and design in a very unique way.

I-tec Secure**I-tec Secure locking technology – unparalleled on the market**

Unrivalled, fully integrated locking mechanism up to resistance class RC 3



It's not just the people who surround us, but also the way we furnish our living spaces and our view of the outside that help us feel at home in our own four walls. A sense of security is another important component.

With the unrivalled I-tec Secure locking mechanism, you can rest assured that your windows offer reliable protection. Instead of the usual locking pins, flaps are used to precisely lock the window sash into the frame. It is virtually impossible to lever out the window.

I-tec Secure is integrated into the KF 510 and KF 520 as standard and is available up to security class RC 3 on request.

The flaps also offer considerable advantages when it comes to cleaning the windows. Only a few parts protrude from the sash, while the frame parts are concealed almost entirely, leaving a smooth, easy-to-clean uPVC surface. I-tec Secure is integrated into our KF 510 and KF 520 window systems as standard, both in uPVC and uPVC-aluminium, reaching security class RC2N with an optional lockable handle.

**FACT|BOX**

- Optimal security made possible by integrated flaps up to RC 3
- Levering out the window is virtually impossible
- An aesthetic appearance, as there are no visible frame parts
- Easy-to-clean window frame
- Modern glass architecture thanks to a low sightlines

Smooth finish for a sleek look and easy cleaning




Find out more about I-tec Secure in our information video

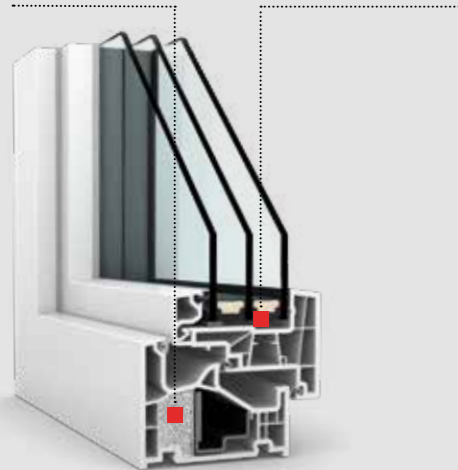



Learn more about our unrivalled I-tec Secure locking mechanism.

I-tec Insulation



I-tec Glazing



I-tec Core



I-tec Shading

I-tec Connect



Scan here to find out more about I-tec Shading.

Our I-tec innovations

Under the resounding title of “I-tec”, we’ve created a series of revolutionary and industry-leading innovation for windows and doors.

I-tec Insulation

Innovative window insulation

I-tec Insulation is included as standard with three Internorm window systems: the KF 410, KF 510 as well as our KV 440 windows with integrated blinds. Granulate is pushed into the frame’s interior with pressure, thereby evenly filling the surrounding hollow chambers. This considerably improves thermal insulation.

I-tec Glazing

All-round gluing of the glazing

I-tec Glazing technology enables maximum stability and security for your home! The glass pane is glued along the entire periphery of the window sash. This unique adhesive system guarantees firm bonding between glass and sash and considerably improves stability, thermal insulation and sound reduction.

I-tec Core

Strong windows made from natural materials

I-tec Core, made from thin, glued layers of timber, is incorporated into all our timber-aluminium systems (except HS 330 lift & slide door). Exceptionally robust and durable, they allow the manufacture of larger windows. Another special feature of this innovation is that it exclusively uses timber obtained from sustainable forestry with a PEFC quality seal. As a result, we can offer you sustainable products created through resource-saving processing.

I-tec Shading

I-tec Connect

Energy-self-sufficient sun protection

Thanks to its photovoltaic module and battery, I-tec Shading ensures the perfect room temperature – completely self-sufficient and without an additional energy supply

When set to automatic mode, the Venetian blinds open and close automatically. Controlled by a built-in temperature sensor, it allows you to maximise the use of sunlight in winter, therefore reducing heating costs.

Easy to manage – even when you’re travelling

If you’re on holiday and you’ve forgotten to close the blinds before you left, I-tec Connect offers the ideal solution: Easily control your Venetian blinds wherever you are with your smartphone or tablet using the “Smart Home ready” feature.

Internorm

Daily convenience with I-tec Open

Simply knock to open – thanks to the modern day latch function for your entrance door.



Knock-knock

Knock twice on the outside of the door to unlock the door sash, and you’ll be able to open the door without much effort – as easy as child’s play. Knocking creates vibrations that activate the module, which is installed out of sight within the frame. You don’t need to knock on a particular area of the door. The I-tec Open technology prevents the door from opening accidentally, for example by gusts of wind, as only knocking can create the required vibrations.

I-tec Open



FACT|BOX

- Easy activation using a push button (fingernail-friendly)
- Modern, electronic day latch function
- Children, weaker persons or even wheel-chair users can enter more easily and without great effort
- Unintended opening by a gust of wind or draft is not possible



A green light on the switch lets you know quickly and clearly whether the day latch is activated. If the light isn’t on, this means that the module is deactivated and the day latch function is not in operation.

I-tec Open is fully integrated into the door frame and not visible from the outside.

Scan here to watch information video.



Note: If I-tec Open is controlling the electric door opener (see ETOE, page 135) – the door may not be locked.

Premium ECLAZ® glass coating

For more daylight and
comfortable living in your
home

Included
as standard
in every
Internorm
window

The sun's light is remarkable. Unlike artificial light, real sunlight does not just create a brighter environment, the colour spectrum also has **positive and uplifting biological and psychological effects** that can impact your health and **wellbeing**. Neither artificial light nor daylight lamps can even come close to producing this effect.

Your choice and positioning of windows, combined with the right type of glazing is an important consideration in the planning process. Slim window frames and large areas of glazing form the basics of modern architecture. Correctly sited windows will provide your rooms with the right amount of light.



Compare to make sure.

Standard thermally insulated triple glazing

Windows with standard thermal insulation might keep rooms warm but absorb over 25% of natural light.

ECLAZ®

Internorm's thermal insulation glass

Windows with ECLAZ® provide the same insulation as other triple glazing, however, they allow noticeably more natural light to enter the interior.

The advantages at a glance

Compared to conventional panes, ECLAZ® offers:



More light & transparency

- The special coating allows more daylight into the interior space and makes it brighter and more inviting.
- You can enjoy an incredible view of the outside. The external reflection or mirror effect is low, and the glass is colour-neutral from the outside.



Greater energy efficiency & heating cost savings

- Less heat loss: ECLAZ® does an excellent job of insulating the interior space and thereby reduces heating costs.
- Greater energy gain: 60% improvement in solar gain with triple glazing – resulting in lower heating costs and higher energy efficiency.



Improved health & productivity

- ECLAZ® helps to regulate your inner balance. Blue light from the sun helps to regulate your natural sleep, heart rate and blood pressure. It has an activating and invigorating effect, and improves your mood.
- Neuroscientists agree: Daylight greatly impacts our productivity and increases our ability to learn and concentrate. ECLAZ® allows noticeably more natural light into the room, which leads to increased energy and greater learning capacity.



Increased happiness & well-being

- Daylight has a balanced light spectrum and regulates our serotonin balance, which is responsible for our well-being and vitality. These important light frequencies cannot be found in halogen bulbs, fluorescent tubes and LEDs. ECLAZ® floods your house – and your soul – with daylight.
- With 77% light transmission (for triple glazing), a noticeably higher amount of daylight reaches your rooms, which has a positive effect on your health and your well-being.



More as standard

- ECLAZ® is included in every Internorm window as standard.
- No extra costs: You can enjoy the advantages of this premium glass coating without paying more.

Home story

At home with the Raggl family



“Our bespoke window solution allows light to flood into your home, creating a homely and modern ambience that makes us feel right at home.”



home pure



Modern design house with an open and bright design

Barbara and René Raggl are fans of minimalist design. This is just the style they wanted to use for their dream house. A sense of comfort was also a top priority. With this in mind, the architect knew what was being asked of them: to combine modern design with comfort.

The architect focused on a small number of materials, such as concrete, wood and glass. By minimising the materials and colours, he created a harmonious overall concept. The visually cool exposed-concrete walls and ceilings stand in contrast to the warm, natural timber materials. Vast amounts of light shape the atmosphere inside the house. Large glass panes give the rooms a friendly and bright appearance. Sliding doors that glide open effortlessly create a fluid transition into the garden and and seamlessly connect the interior with the exterior.

Mr and Mrs Raggl made the conscious decision to move into a new build. This was the only way they could put their ideas and wishes into practice without having to compromise: a modern, contemporary design house with an open and bright style of living. The architect implemented the couple's wishes cleverly and designed a house with clear, linear shapes and large glass openings.



“We're fans of minimalist design. Less is more! That's why Internorm's frameless window solutions turned out to be just the right choice!”



Scan here to watch the full home story.



studio

For design lovers with a passion for elegance.

The **studio** design style is characterised by clean lines and a minimalist design. The windows become a design feature in their own right, whilst enhancing exceptional architecture.



home pure

Ideal for purists who appreciate linear shapes.

The modern **home pure** window with its square edge design perfectly blends into the unique architecture of contemporary buildings.



home soft

Creating special features with gentle curves.

The elegant round-edge design of a **home soft** window creates a sleek and timeless look that can be integrated effortlessly into any design and lends the architecture a particularly harmonious ambience.



ambiente

Linking to classic, timeless architecture.

An **ambiente** window offers the perfect blend of traditional design and classic detailing. The round profiled edges add a special charm to any facade.



Design styles



studio

minimalist

You see yourself as a trendsetter and have a high affinity for new technologies. Pioneering architecture, clear shapes and pared-down design create an aesthetic living environment and reflect your personal concept of living. Your minimalist style focuses on the essentials and leaves space for self-realisation. You have a high standard of living and like to express your individuality.

In line with this philosophy, studio windows from Internorm perfectly complement this exquisite style. The primarily flush-mounted window systems can be fully integrated into the brickwork and are available in uPVC, uPVC-aluminium and timber-aluminium.



home pure

puristic

A distinct sense of style and good taste are important to you. You appreciate uniqueness and value a puristic aesthetic. Bright, light-flooded rooms open up free space for you and your family. Linear, square shapes underline your building's architecture. Your lifestyle is characterised by quality and design consciousness.

The art of good taste is also reflected by your windows. The square, linear window systems perfectly adapt to your puristic style and are available in uPVC, uPVC-aluminium and timber-aluminium.



ambiente



traditional

Jugendstil, traditional, classic houses and elegant country estates perfectly sum up your taste in architecture. An exclusive, tasteful ambience underlines the special character of your home and your high living standard. A composition of timeless classicism and elegance exudes atmospheric living comfort.

The heavily contoured edges of the ambiente windows highlight the timeless atmosphere of your home.

They are available in uPVC, uPVC-aluminium and timber-aluminium. Georgian bars and window shutters offer additional and varied design options.



home soft



harmonious

Your home exudes harmony and warmth. Using countless different design elements, you can create a comfortable, pleasant living atmosphere. You prioritise a high quality of living, homely comfort and view your home as a place to retreat from everyday life.

The round design features of the home soft windows completely fulfil your need for a harmonious home. The rounded edges of the window frames and sashes can be integrated anywhere and are available in uPVC, uPVC-aluminium and timber-aluminium.





Our uPVC & uPVC-aluminium windows

We produce and develop innovative windows that satisfy even the highest demands. Whether unrivalled protection against burglary, perfect thermal insulation or outstanding noise protection – we place great value on meticulous processing down to the last detail.

What our windows offer.

The uPVC & uPVC-aluminium windows from Internorm

I-tec Secure

The **fully integrated I-tec Secure locking system** not only provides maximum security, but also ensures easy cleaning. This locking system is **only available from Internorm** and is integrated into the KF 520 and KF 510 windows as standard.



The **high-quality handles** are available in a number of options and colours. You'll find a suitable window handle for every design.



I-tec Glazing

The glass pane's all-round bonding with the window provides **outstanding stability** and **protection against break-ins**. Furthermore, it increases thermal insulation and sound reduction.

Premium ECLAZ® glass coating: This insulating glass offers increased energy efficiency and superb thermal insulation. Another advantage: Even as triple-glazed insulating glass, it is extremely light-permeable and floods every room with considerably more daylight.



Internorm



Competition

The **concealed hardware** and the fixed turning point are of crucial importance to ensure better functionality and thereby provide higher resilience. This means that durability is par for the course.



Internorm



Competition

The glazing bead (if integrated into the system) discreetly and unobtrusively blends in with the window design and thereby creates a flush sash profile.



Internorm

Variety of colours – the aluminium cladding offers a wide spectrum of colours. Textured and wood effect finishes are also available.

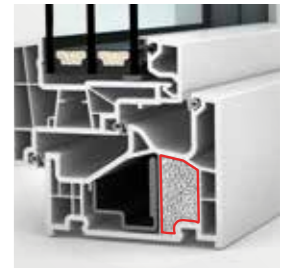


The **highly weather-resistant aluminium coating** from Internorm increases colour stability.



I-tec Insulation

The **insulating granules** are evenly distributed throughout the hollow chambers, thereby improving thermal insulation in our KF 510 and KF 410 window systems as well as our KV 440 windows with integrated blinds.



3 circumferential gaskets made of high-quality, durable materials keep water out and improve thermal insulation and sound reduction.



Especially slim and modern thanks to slim sightlines, the increased areas of glazing allows for maximum light penetration and comfort of living.



studio home pure home soft ambiente

You can choose the design to match the style of the house. The pallet features flush-mounted styles in the **studio** range, square-edged or rounded options with **home pure** and **home soft** or strongly contoured windows with **ambiente**.

Info: Many of our uPVC-aluminium windows are also available as a uPVC option.



Please note that not all options are available with all window systems.

KF 520

uPVC & uPVC-aluminium windows



FACT|BOX

- Only available from Internorm: unrivalled, fully integrated I-tec Secure locking mechanism up to security class RC 3
- Slim frames for even greater light penetration
- For highly modern architecture: indistinguishable from fixed glazing

A perfect blend of design and technology



The **revolutionary I-tec Secure locking mechanism** makes it virtually impossible to lever the window – a unique feature in the industry. Upon locking, integrated flaps push onto the frame's interior on all four sides, thereby ensuring maximum burglary protection up to resistance class RC 3.



Thanks to **its glass design, the window sash isn't visible from the outside** and is indistinguishable from fixed glazing. But in contrast to fixed glazing, it can be opened. The design perfectly suits modern architecture. This window has won multiple awards for this particular feature.

TIP



I-tec Secure flaps also come with clear advantages for window cleaning, as only a small number of parts protrude from the sash and frame parts are nearly non-existent.



studio

If you're looking for clean lines and a reduced design, the KF 520 is available in the **flush-mounted design version studio**. For the exterior, you can choose between an aluminium casing or uPVC.

I-tec Secure

I-tec Glazing

The narrow frames let in even more daylight to ensure the healthiest living environment.

Thermal insulation
U_w as low as = 0.63 W/(m²K)

Noise reduction
up to 46 dB

Security
up to RC 3

Locking
fully integrated

Construction depth
90/93 mm

KF 510

uPVC & uPVC-aluminium windows



FACT|BOX

- I-tec Secure locking system as standard up to RC 3
- Easy to clean thanks to locking flaps that are integrated into the sash
- Harmonious appearance due to particularly slim frame and modern design.

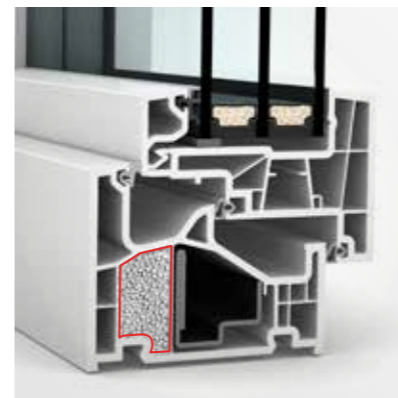
As secure as it gets and easy to combine



When combined, I-tec Secure and I-tec Glazing offer maximum burglary protection. Furthermore, the fully integrated I-tec Secure locking system ensures particularly easy cleaning.



The high proportion of glass – made possible by the slim frame of this window – lets even more daylight into your living area. Maximum security, a simple design and a **perfect match for the HF 510 timber-aluminium window** – all of this makes the KF 510 so special.



I-tec Insulation: The insulation granules are evenly filled throughout the hollow chambers, which improves thermal insulation and reduces energy costs.

A perfect match

The KF 510 can be perfectly combined with the HF 510 timber-aluminium window (page 44). The external weather-resistant aluminium cladding is the same for both styles, creating a uniform appearance on the outside, whilst offering the choice of uPVC or timber options on the inside. You can tailor the windows to suit your individual requirements and create a harmonious interior design.



home pure

The KF 510 window is exclusively available in the home pure design style and promises a **linear aesthetic**. For the exterior, you can choose between an aluminium cladding or uPVC.

I-tec Secure

I-tec Glazing

I-tec Insulation

Thermal insulation
U_w as low as = 0.63 W/(m²K)

Noise reduction
up to 48 dB

Security
up to RC 3

Locking
fully integrated

Construction depth
90/93 mm

KF 410

uPVC & uPVC-aluminium windows



FACT|BOX

- With four different design styles, we have a suitable option for every architectural style
- As a uPVC window in white or with a weather-resistant aluminium cladding – always the right choice
- Optimal thermal insulation thanks to I-tec Insulation

Versatile functionality – suitable for all architectural styles



I-tec Glazing offers even more protection:

The glass pane's all-round bonding with the window provides outstanding stability and protection against break-ins.

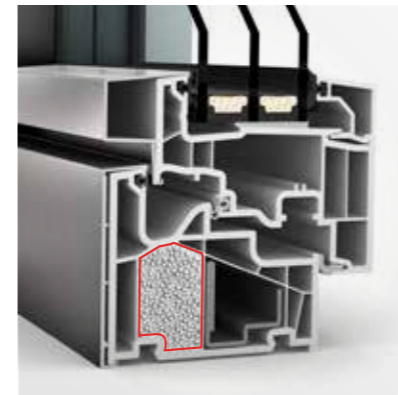


Completely flush-mounted, square-edged, rounded or contoured – **this is our design all-rounder with high functionality.** With the I-tec Insulation technology, the frame is insulated without gaps and thermal insulation is significantly improved. I-tec Glazing provides high stability and even more security for your home.

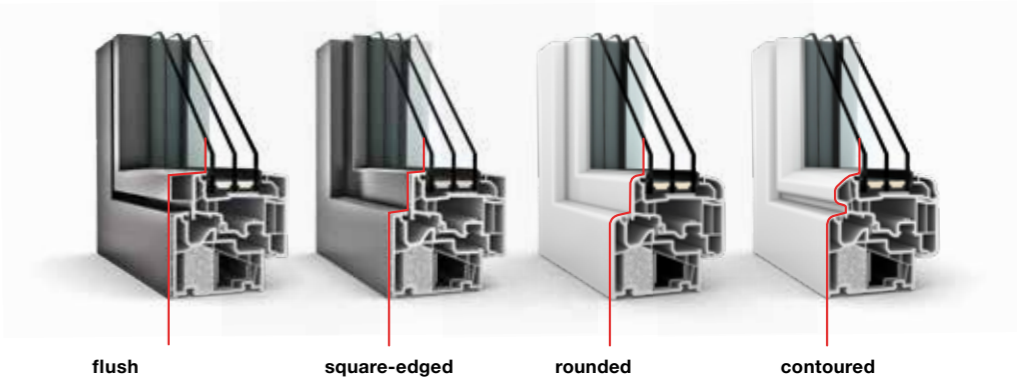
studio home pure home soft ambiente

The KF 410 window is available in all Internorm design styles: flush-mounted, square-edged, rounded or contoured – in line with your personal preference. On the outside, you can choose between aluminium cladding or standard uPVC (KF 410 in studio design style is only available with external aluminium cladding).

TIP



I-tec Insulation: The insulation granules are evenly filled throughout the hollow chambers, which improves thermal insulation and reduces energy costs. A benefit for the environment and your budget.



Thermal insulation
U_w as low as = 0.62 W/(m²K)

Security
up to RC 2

Building depth
90/93 mm

Noise reduction
up to 47 dB

Locking
Concealed

I-tec Glazing I-tec Insulation

KF 320

uPVC & uPVC-aluminium windows



FACT|BOX

- A low sightline lets the window appear slim and modern
- From the outside, the glass sash looks like fixed glazing
- All-round bonding with I-tec Glazing and basic security as standard


Slim, modern and reliable for linear architecture



The external glass sash doesn't have a visible uPVC sash frame and **therefore looks like fixed glazing** – but is actually an openable window.



The innovative glass sash of the KF 320 gives the impression of fixed glazing. Whether you opt for the classic uPVC version in white or add an aluminium casing – the slim, angular window frame underlines the reduced architecture of the studio design style.



The 6-chamber frame profile provides improved thermal insulation.

Triple circumferential gaskets protect the interior from moisture and at the same time improve thermal insulation and noise reduction. Thanks to I-tec Glazing, the glass pane's all-round bonding with the window provides outstanding stability and security.



studio

Available in the modern and flush **studio design style**



Thanks to three-sided rendering of the frame, you can make your dream of **virtually frameless architectural glazing** a reality.

Thermal insulation
U_w as low as = 0.65 W/(m²K)

Noise reduction
up to 45 dB

Security
up to RC 2

Locking
Concealed

Construction depth
71/74 mm

I-tec Glazing

KF 310

uPVC & uPVC-aluminium windows



FACT|BOX

- Low construction depth and slim sightline
- Excellent thermal insulation and noise reduction values
- All-round bonding and basic security as standard

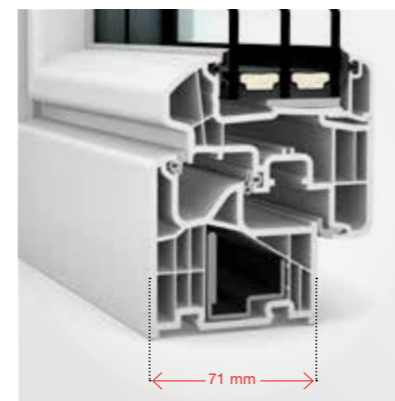
Proven quality with excellent values



As well as the traditional uPVC option, the KF 310 is also available as uPVC-aluminium window **in three design styles**.



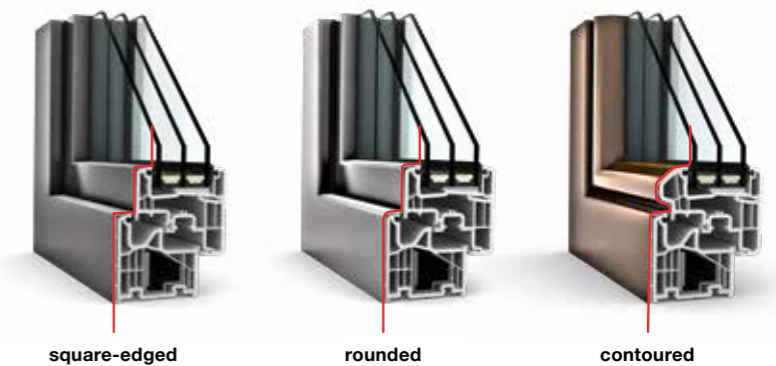
The KF 310 features the tried and tested technologies developed by our in-house product development team. The best thermal and sound insulation, combined with I-tec Glazing, the all-round bonding of the glass pane to the window sash.



With a **construction depth of 71 mm**, this window is as slim as it can be (74 mm with aluminium cladding).

home pure | home soft | ambiente

Available in three design styles to match your building style



square-edged

rounded

contoured

- Thermal insulation**
U_w as low as = 0.69 W/(m²K)
- Noise reduction**
up to 45 dB
- Security**
up to RC 2
- Locking**
Concealed
- Construction depth**
71/74 mm

I-tec Glazing



Our timber- aluminium window for individual comfort in your home

Thanks to our range of design styles, you can perfectly tailor your new timber-aluminium windows to your home. You also have the option to personalise your windows in different ways: from the colour of the external aluminium cladding and internal timber options, to the window handles.

What our timber-aluminium windows have to offer

The innovative timber-aluminium composite windows from **Internorm**

Premium ECLAZ® glass coating: This insulating glass offers increased energy efficiency and superb thermal insulation. Another advantage: Even triple-glazed insulating glass is extremely light-permeable and makes the room brighter and friendlier.

Particularly slim and modern due to a low sightline – as much glass as possible for maximum light permeability and living comfort.



The same **high thermal insulation**, regardless of the type of timber, and the **timber-thermal-foam-aluminium bonding** ensures you benefit from the best thermal insulation at a low construction depth.



I-tec Glazing

The glass pane's all-round bonding with the window provides **outstanding stability** and **protection against break-ins**. This technology is integrated into all of our timber-aluminium systems as standard.



I-tec Core

Thanks to **I-tec Core**, these windows are **especially robust and durable**, enabling larger window solutions. The exceptionally strong, glued wood layer construction, makes our timber-aluminium windows more durable and stable. **I-tec Core** is included in the **HF 410, HF 510**, as well as **HV 450** with integrated binds.



Internorm



The **many different colours and types of timber** give you countless options to personalise the colour schemes of your interior spaces. You can perfectly coordinate the windows with your interior design.

The perfect combination: The timber-aluminium windows can be perfectly combined with the uPVC-aluminium windows. The external weather-resistant aluminium cladding is the same for both styles, creating a uniform appearance on the outside, whilst offering the choice of timber options or uPVC on the inside. So you can opt for uPVC-aluminium for your bathrooms and timber-aluminium for all other rooms.



The durable and low maintenance external aluminium cladding is available in a wide choice of colours. Also choose from textured or wood effect finishes. For aluminium colour options see page 121.

Please note that not all options are available for all window systems. HF 510 is pictured here.

HF 510

Timber-aluminium windows



FACT|BOX

- The slimmest of our timber-aluminium windows for even more daylight
- Minimalistic and modern design coupled with the natural look of timber
- Maximum design freedom and ideal combination options

Puristic design combined with a natural look



Thanks to a low frame height, the HF 510 timber-aluminium window is **especially slim and modern** – lots of glass allows for maximum light penetration, which increases your sense of comfort at home. In addition, you can match this with the HS 330 lift & slide door with the same timber.



The window's slim frame **meets the highest design requirements** – puristic, modern and elegant. The timber-aluminium window can be combined perfectly with our KF 510 uPVC-aluminium window. The aluminium cladding can be designed to match, thereby creating a uniform look for the exterior.



Thanks to the **I-tec Core**, these windows are **especially robust and durable**, enabling larger window solutions. In addition, the integrated I-tec Core made of timber is both resource-saving and sustainable.

A perfect match

On the inside, you can choose between a timber and uPVC surface – the aluminium cladding ensures a uniform appearance on the external facade. With the KF 510 as a uPVC-aluminium composite window (page 32), you can coordinate the material to your individual room requirements and create a completely harmonious appearance.



I-tec Core

I-tec Glazing

Thermal insulation
U_w as low as = 0.65 W/(m²K)

Noise reduction
up to 44 dB

Security
up to RC 2

Locking
Concealed

Construction depth
85 mm

HF 410


Timber-aluminium windows



FACT|BOX

- Highly stable window and unparalleled strength thanks to I-tec Core
- Many types of timber, surfaces and colours to choose from
- Can be optimally adapted to suit your interior design

Natural all-rounder for any building requirements



The unique I-tec Core technology with thin, glued layers of timber in the frame and sash – for even larger window dimensions. You can also easily combine this window with our HX 300 fixed glazing.



Windows and large areas of glazing have become an essential feature of modern architecture. The selection of colours and materials for floors and furniture plays a crucial role in creating a harmonious overall feel – so you can design your individual living environment. The wide range of colour and timber options for the HF 410 offers countless possibilities to fashion your living space in a unique way – no matter the building style.

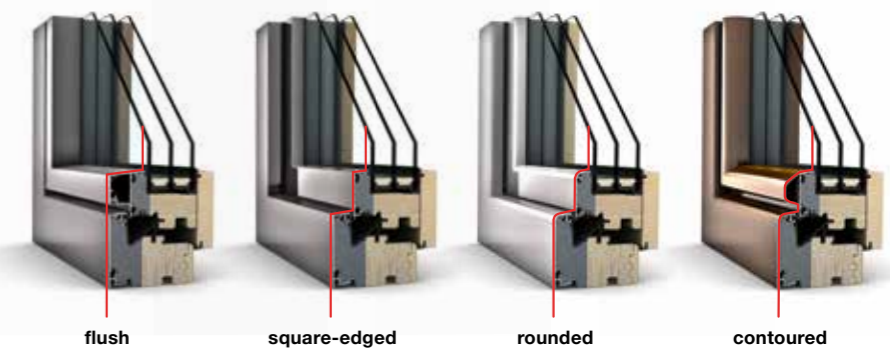


The **timber-thermal-foam-aluminium bonding** ensures you benefit from the best thermal insulation at a low building depth. This saves on energy costs.

studio home pure home soft ambiente

The HF 410 is available in all design styles, meaning it can be perfectly combined with any architectural style.

TIP



I-tec Core

I-tec Glazing

Thermal insulation
U_w as low as = 0.65 W/(m²K)

Noise reduction
up to 45 dB

Security
up to RC 2

Locking
Concealed

Construction depth
85 mm

Home story

Visiting the home of the Sperrer family



“That feeling of having found your perfect home is both exciting and comforting – simply wonderful!”



home soft

How to renovate successfully – finally home.

Lisa Sperrer – wife, mother of two and DIY blogger – has fulfilled her and her family’s dream of owning their own home: designing your own four walls exactly how you want them. She and her husband bought a 40-year-old house and put their heart and soul into renovating it. Their attention to detail is hard to miss. Using natural materials and maximising daylight, combined with unique pieces of furniture with history, lend every room very personal flair.

When you enter the Sperrer family’s bungalow, the corner with a large panoramic window immediately catches your eye. The stunning view of the mountains invites you to get comfortable, relax and enjoy the scenery.

They hadn’t originally planned to renovate this bungalow from the 70s. “We had already completed the planning application for a new build. But then we discovered this house. The size, the layout and above all, the perfect location with a great view ultimately won us over, so we opted for a renovation”, says Lisa Sperrer.



“The large panoramic window in the living room is a firm family favourite. It gives the room an open and bright feel, plus it offers a great view!”

Watch their full home story here.





Perfect for a renovation – our windows with integrated blinds

Internorm windows with accessible integrated blinds are unique within the fenestration industry. The blind, housed between window panes, is protected from wind, rain and dirt.

What our windows with integrated blinds have to offer.

Exceptional protection all within one window.

I-tec Shading

Sun protection



Thanks to its photovoltaic module and back-up battery, I-tec Shading provides the perfect room temperature – completely self-contained and without an additional energy supply! When set to automatic mode, the Venetian blinds open and close automatically at sunrise or sunset. This is controlled through built-in temperature sensors, which means that you can make the most of the sunlight in winter, with the Venetian blinds fully open.

A choice of uPVC and timber is available for the inside.



Screen

Internorm offers integrated blinds with both uPVC-aluminium and timber-aluminium composite systems. You can choose from three blind options – Venetian, Roman or Duette black-out blinds. So whatever blind you choose, it will be completely protected from the elements due to its location within the sealed glass panes.



Duette®



Roman blind



TIP For renovators: Windows with integrated blinds are particularly suitable for renovations, as you don't need to attach separate sun protection. They also offer an ideal solution for facades on which you are not permitted to mount shutters.

I-tec Connect


Easy to operate – even when you're travelling!



If you're on holiday and you've forgotten to close the blinds before you left, I-tec Connect offers the ideal solution: **Control your Venetian blinds from wherever you are, using your smartphone or tablet with the "Smart Home ready" feature.** Of course, you still have the option of operating the blinds directly on the window.

I-tec Insulation

Thermal insulation and noise reduction








The insulation granules evenly fill the hollow chambers, which improves thermal insulation and reduces energy costs. In addition, the windows with integrated blinds offer **reliable noise reduction**, so noise from the outside stays outside.

Please note that not all integrated blind options are available with all window systems.

KV 440

uPVC-aluminium windows with integrated blinds



-  **Thermal insulation**
U_w as low as = 0.64 W/(m²K)
-  **Noise reduction**
up to 45 dB
-  **Security**
up to RC 2
-  **Locking**
Concealed
-  **Construction depth**
93 mm

- I-tec Connect** **I-tec Insulation**
- I-tec Glazing** **I-tec Shading**



Self-sufficient: The I-tec Shading option is powered by sunlight via a photovoltaic module, therefore not requiring an external power source. **We're Smart Home Ready:** Operate the Venetian blind from wherever you are when connected to your smart home solution.



I-tec Glazing ensures firm bonding between glass and sash, which also provides increased stability and improved thermal insulation and noise reduction.

- home pure
- home soft
- ambiente

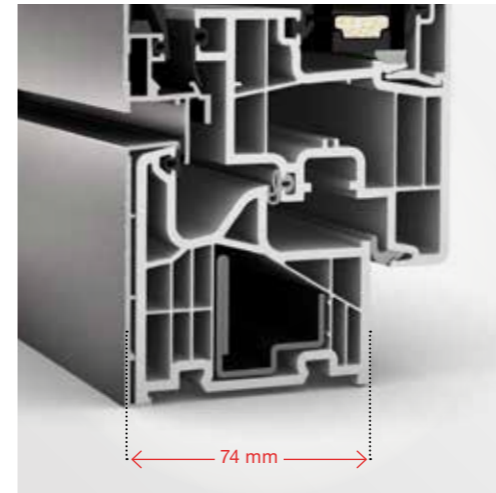
Select the design style to suit the design of your house.

KV 350

uPVC-aluminium windows with integrated blinds



The **6-chamber frame profile** provides **improved thermal insulation**. Triple gas-gaskets protect the interior from moisture whilst at the same time improving thermal insulation and noise reduction.








With a building depth of 74 mm, **this window is ultra-slim**. You can also perfectly **combine it with the KF 310 uPVC-aluminium window**.

- home pure
- ambiente

For this window you can choose between the **home pure** and **ambiente** design styles.



-  **Thermal insulation**
U_w as low as = 0.79 W/(m²K)
-  **Noise reduction**
up to 44 dB
-  **Security**
up to RC 2
-  **Locking**
Concealed
-  **Construction depth**
74 mm

- I-tec Connect** **I-tec Shading**
- I-tec Glazing**

HV 450

Timber-aluminium windows with integrated blinds



FACT|BOX

- Sun protection between the window panes
- Sun and privacy protection as well as thermal insulation and noise reduction in just one window
- Many types of timber, surfaces and colours to choose from

Quadruple protection in just one window



With **perfect sun and privacy protection as well as thermal and noise reduction**, you can enjoy quadruple protection in just one window. I-tec Shading works entirely without an external power source and also offers many useful features such as temperature sensors and day/night recognition.



Our windows with integrated blinds can **easily be combined with our other windows.**



Thanks to the **I-tec Core**, these windows are especially robust and durable, enabling very large window solutions. In addition, the integrated I-tec Core made of timber is both **resource-saving and sustainable.**

home pure home soft ambiente

To match your building style, the HV 450 offers a suitable option in **home pure, home soft** and **ambiente.**

The blind offers sun protection and privacy, and is integrated between the panes. This not only comes with advantages for cleaning, but also protects the material from the elements.



I-tec Connect

I-tec Core

I-tec Shading

I-tec Glazing



Thermal insulation
U_w as low as = 0.62 W/(m²K)



Noise reduction
up to 46 dB



Security
up to RC 2



Locking
Concealed



Construction depth
85 mm




Large-scale glazing – seamless space

Modern architectural glazing creates a new style of living. Walls disappear as if by magic and connect the interior space to the surrounding nature. Internorm offers large lift & slide doors combined with fixed glazing to enhance this feeling of freedom.

HX 300

Fixed glazing

Large-scale glazing, which can be fully integrated into the brickwork, creates frameless freedom for your home. Innovative glass joints make a near invisible transition between glass panes, therefore providing many options for modern, large-scale architectural glazing. HX 300 panoramic glazing is available with glass surfaces of up to 10.5 m² with the frame almost entirely disappearing into the facade.



You can create **visual features** with integrated windows.

The **strong frame construction, glued with multiple layers**, enables a glass surface of up to 10.5 m².



The HX 300 offers a **technologically optimal construction connection** for floor-depth glass surfaces.



The slim glass joint ensures **maximum openness**.

FACT|BOX

- Open and bright: glass joints are nearly invisible
- Large-scale glazing possible
- Frame almost entirely disappears into the facade

I-tec Glazing

Triple security glazing with I-tec Glazing as standard. The glass pane is continuously glued to the frame on all four sides, which ensures a firm bond and guarantees exceptional stability.



To allow even more natural light into your interior spaces, Internorm offers **premium ECLAZ® glass coating as standard**.




Thermal insulation
U_w as low as = 0.74 W/(m²K)



Noise reduction
up to 47 dB

KS 430

uPVC & uPVC-aluminium lift & slide door






FACT|BOX

- Slim sliding door frame and frameless side elements with 3-sided rendering
- Low threshold – suitable for barrier-free living
- Soft close handle for smooth handle return included as standard

More light thanks to large elements of up to 650 x 280 cm and sashes up to 400 kg possible

ESG (toughened safety glass) as standard to prevent injury.

The low threshold makes passing through convenient and means that the system is optimally suited for barrier-free construction.

-  **Thermal insulation**
U_w as low as = 0.64 W/(m²K)
-  **Noise reduction**
up to 43 dB
-  **Security**
up to RC 2



i-tec Connect


Comfort Drive – allows your lift & slide door to be opened via electric operation. Can be integrated into a Smart Home system.



The KS 430 is **available as a uPVC or uPVC-aluminium option** – can be perfectly combined with your windows.

HS 330

Timber-aluminium lift & slide door



FACT|BOX

- Highly energy-efficient: Fibreglass threshold for optimum thermal insulation
- Frameless glazing achieved with fully rendered fixed elements
- Easy to lift and slide up to 400 kg sash weight

In combination with fixed glazing for even bigger glass surfaces; frameless glazing through fully rendered fixed element

Stylish colour options for personal design choices – can be perfectly combined with the timber-aluminium windows HF 410, HF 510 and HV 450.




A fibreglass threshold in the pass-through area, covered with anodised aluminium on the outside, **provides optimal stability.**



i-tec Connect

Comfort Drive – allows your lift & slide door to be opened via electric operation. Can be integrated into a Smart Home system.



-  **Thermal insulation**
U_w as low as = 0.73 W/(m²K)
-  **Noise reduction**
up to 47 dB
-  **Security**
up to RC 2

i-tec Glazing

The glass pane is bonded on all four sides to the frame, providing **outstanding stability** and **protection against break-ins**. Integrated as standard in all our timber-aluminium windows and doors.

Internorm – as varied as your dream home

Windows, large-scale glazing such as lift & slide doors and entrance doors – at Internorm, you get everything from a single source – **100% made in Austria** and with reliable quality.



Timber

Wood conveys warmth, is cosy, provides a pleasant atmosphere and is therefore ideal for living rooms and bedrooms.



uPVC

uPVC is durable, exceptionally low-maintenance and thereby perfectly suitable for rooms with high humidity, e.g. bathrooms.



Our timber-aluminium windows can be combined perfectly with our uPVC-aluminium windows. The aluminium cladding can be designed to match, thereby creating a uniform look for the exterior.

If you're looking for a uPVC-aluminium window for your bathrooms or other rooms, Internorm offers the perfect combination. The colour selection also contributes to that personal touch. From the colour of the aluminium cladding externally, to the timber or uPVC decor colours internally, and a range of window handles – you are spoiled for choice and can create the home of your dreams.



Lift & slide doors

Don't compromise on large-scale glazing and plenty of daylight in your rooms. Our lift & slide doors and fixed glazing offer the ultimate sense of space.

Sun protection and flyscreens

Our range of sun protection and flyscreens ensures a comfortable interior climate – and offers many options to suit your requirements.



Entrance doors

You can expect the same high standards from your entrance door. Internorm entrance doors are available in aluminium or timber-aluminium and with a flush-mounted, square-edged or profiled design.





Our entrance doors

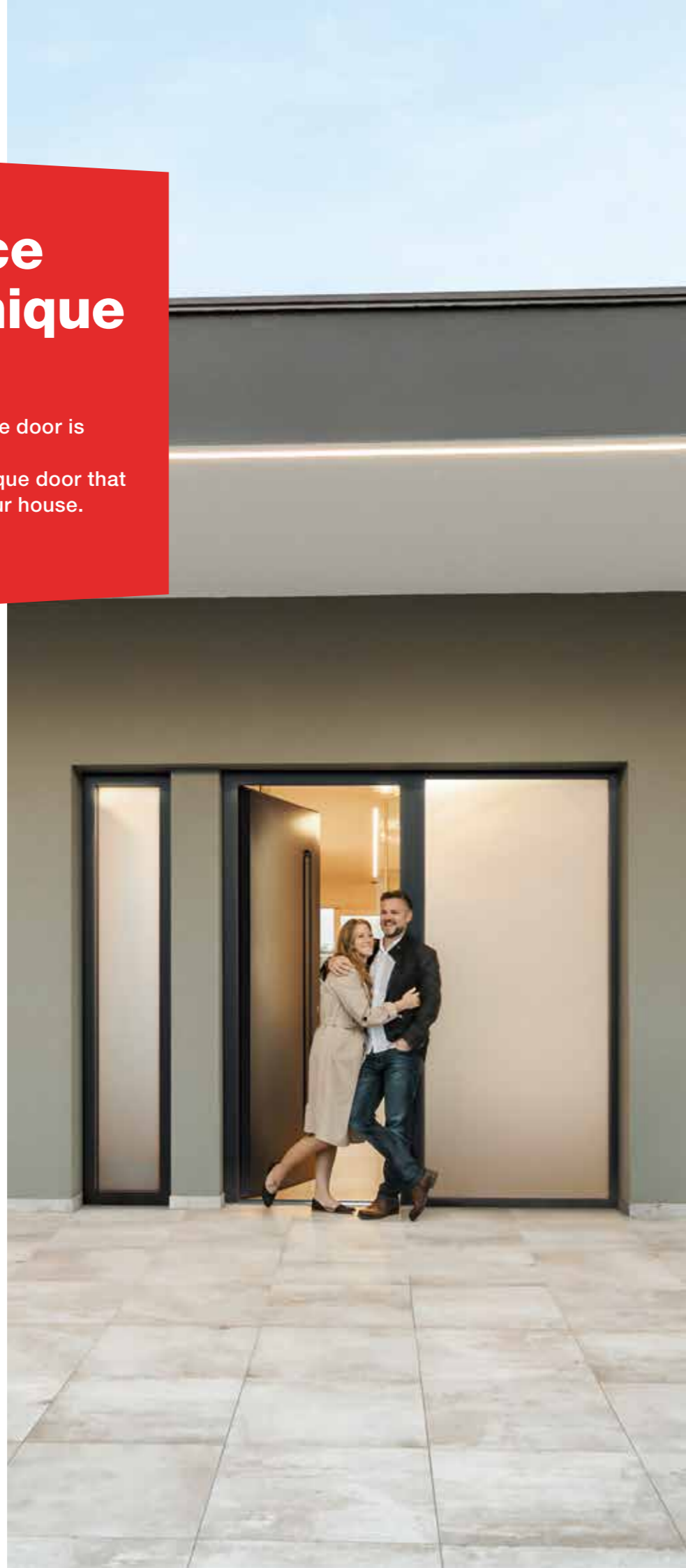
Every Internorm entrance door is one-of-a-kind – individual and timeless. Choose from five aluminium and two timber-aluminium door systems with a range of models. You can design your entrance door to your taste and requirements.

The entrance door – as unique as you

Each bespoke Internorm entrance door is manufactured to your individual requirements. The result is a unique door that is perfectly suited to you and your house.

To help you decide, we have listed a variety of models and options in following pages. The composition of the door is always listed in the description below. No matter which door model and material you choose – our countless design options leave nothing to be desired. With a wide range of colours, handles and glazing, you can give your entrance door a personal touch – to match the style of your house.

Take advantage of our online door designer to try out even more design options and create your own customised door. Or let our Internorm **1st window partners** advise you.



Design the inside of your door with many different colours and timber finishes (page 120/121).

Choose from our range of colours and materials for the outside (page 120/121).

Smart access control systems are available on request (e.g. finger scanners, page 134/135)

Every door is also available with the option of side lights and/or fanlights.

Structural, design and motif glass (page 128/129)

Handle options at a glance (pages 124 – 127)

Model details

Designation

FA

Colour:
Handle:
Glass:
Order No.:

Order number of the depicted door model



The QR code of every model line provides valuable information on which model is available with which finish, depending on the respective system.

AT 540 AT 530 AT 520 AT 510 AT 500 HT 410 HT 400

Dark grey represents aluminium doors

A door system marked with red represents the depicted door

Brown for timber-aluminium doors

Also available in the listed door systems

MODELL / TYPE **FA**

	A	B	K	H
AT 500	X			
AT 510	X			
AT 520	X	X	X	X
AT 530	X	X	X	X
AT 540	X	X	X	X
HT 400	X	X		X
HT 410	X	X		X

Materials to match your requirements

An entrance door is not just used for entering and leaving the house, but also to welcome guests. It is the feature that provides first impressions and reveals a lot about the residents of the home.


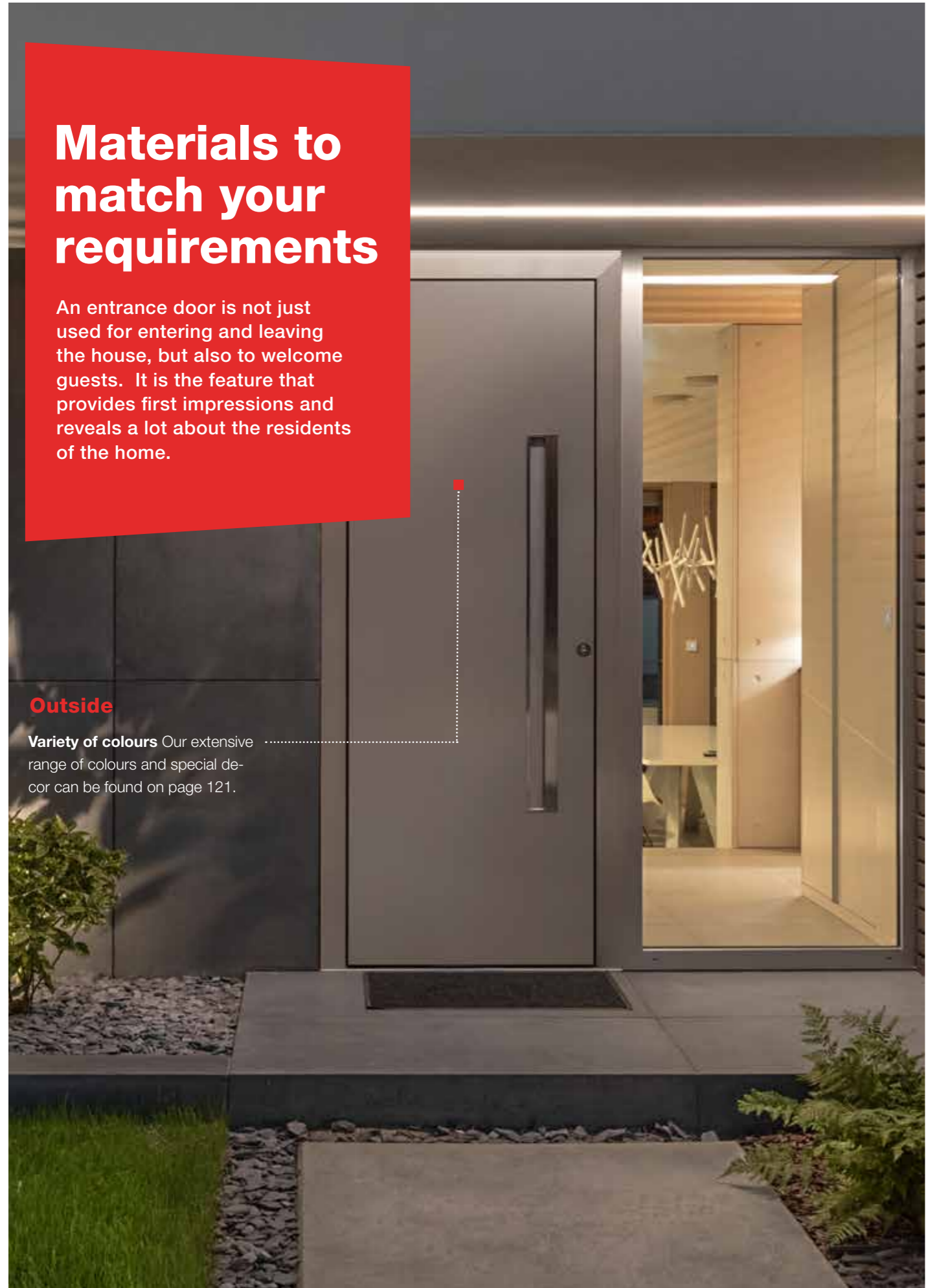
Outside

Variety of colours Our extensive range of colours and special decor can be found on page 121.

Inside

Diverse

Whether you opt for an aluminium or timber-aluminium door – both look the same from the outside. On the inside, you can choose your preferred material (page 120).





Side lights

Every door can be purchased with our without side lights.



House numbers

The house number can be milled into the door panel or sandblasted into the glass of the side light.



Glass options

Internorm offers a wide range of glazing options, including a new range of motif glass. Bespoke glass features are available with technical request.



Handles

A huge selection of handles is available for every door.



Colours & materials

Choose from many different colours and special decor types to design your door.



Security

Smart access control systems are available if required.

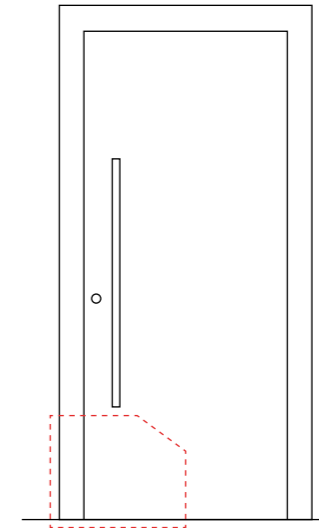
What our entrance doors have to offer.

The entrance door is the stand-out feature of your house, which is why Internorm only offers premium, one-of-a-kind doors that are made for you to the highest standards. You have the option of seven models as the basis for your unique door.



Design versions

The respective systems with their **various abbreviations (AT 540, AT 530, HT 410, etc.)** feature different functionalities and features. In addition, every system comes with its own design, ranging from flush-mounted or angular through to contoured.



Aluminium entrance doors

Aluminium entrance doors are light, but still exceptionally stable and weather-resistant. Thanks to a 3-chamber frame profile, foam insulation core (or insulating glass core for AT 510) and a thermally broken threshold, you're also optimally equipped in terms of thermal insulation.

Timber-aluminium entrance doors

Many customers still want the warm, natural feel of timber on the inside. However, timber is more susceptible to weathering. With an external aluminium panel, the door is protected from harmful weather conditions. Timber also offers very good insulating properties, which is why timber-aluminium entrance doors are perfectly suited to low-energy homes.

TIP

Our timber-aluminium entrance doors are a perfect **fit for low-energy and passive houses.**


AT 540

Flush-mounted on the inside and outside




AT 530

Square-edged on the inside and outside



AT 520

Contoured on the inside, square-edged on the outside



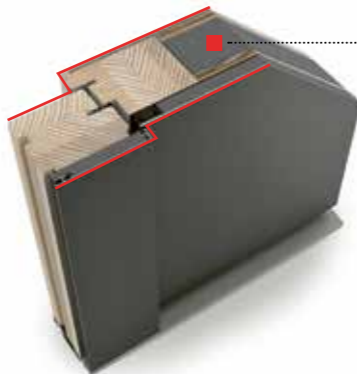
HT 410

Flush-mounted on the inside and outside



HT 400

Square-edged on the inside and outside




Thermal foam insulation

The material compound of timber, aluminium and thermal foam provides **optimal thermal insulation and energy efficiency.**

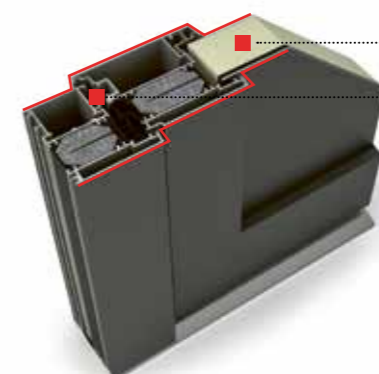
AT 510

Contoured on the inside, square-edged on the outside



AT 500

Profiled on the inside and outside



Optimal thermal insulation

All our aluminium entrance doors feature a **3-chamber frame profile and a foam insulation core** for outstanding thermal insulation (except AT 510 – insulating glass core). The triple gaskets guarantee protection from moisture and cold.

- Thermal insulation**
U_b as low as = 0.67 W/(m²K)
- Locking**
Multiple
- Noise reduction**
up to 34 dB
- Construction depth**
85–121 mm
- Security**
up to RC 2

- Thermal insulation**
U_b as low as = 0.69–0.95 W/(m²K)
- Locking**
Multiple
- Noise reduction**
32 to 40 dB
- Construction depth**
93 mm
- Security**
RC 2 to RC 3

Home story

In the home of the Sackl family



“We didn’t just want a high-quality door, but rather a door that suited us”.



Designer house with a feel-good atmosphere

“Come home, feel comfortable, recover from everyday life – these were our requirements for our new home”, says Mario, who has just moved into his dream house with his wife Katharina. A simple and timeless architecture in a modern design was crucial to them for their new build. The entrance door played an important role, as they wanted the design of the entrance door to match the building style. During their first conversations with the architecture firm Haas Architektur ZT GmbH, they drafted designs, decided on the room layout and position as well as the size of their perfect entrance door. The colours of the door, both on the inside and on the outside were specifically chosen to highlight the open and bright style of the living space. This perfect coordination created a harmonious atmosphere and comfortable feel in the house.



“Our entrance door is the first thing that people see. It conveys the first impression and gives our house something special!”

Watch their full home story here.



Our model series

Whether you are looking for a solid panel door or one with a glass feature – you can choose from a wide range of materials and styles. Opt for doors with solid panels to create a striking, contemporary design, or perhaps include distinct glass features, or create a more traditional door with elegant contours. Here is an overview of our product range.



Series.V

Internorm



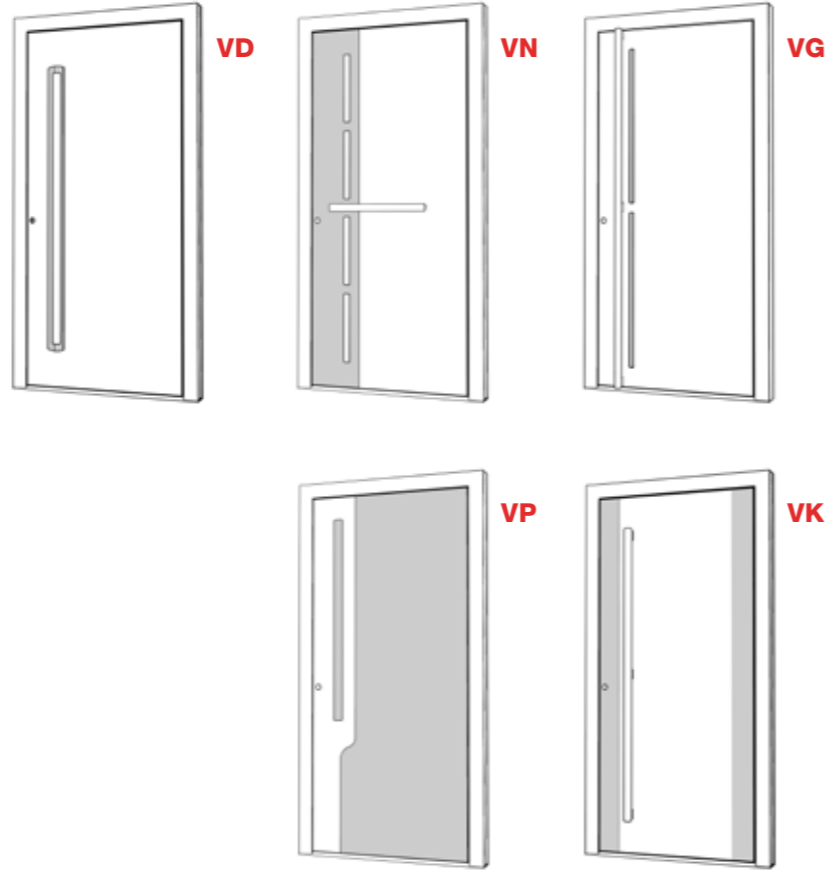
“You should feel that special sense of home every time you step through your front door!”

Denis Vesel, VESEL design



Modern meets visionary

Stunning new designs and exceptional quality live up to even the most demanding ideals of modern living. Our new designer doors combine elegance and individuality and will win you over with stylish details.



A new design dimension – this is what designer Denis Vesel has created with the new entrance doors from Internorm. With his concept for the new door, he turned his vision of timeless excellence into reality and produced an impressive aesthetic from the initial idea and sketch to the finished product: “My goal was to create a new dimension of design that people would get excited about. The look of the door should feel natural, be inspiring and turn any entrance into something special!”

The carefully coordinated design and attention to detail make these high-end doors truly unique. Despite the simple shapes, Denis Vesel has developed a real sophistication that comes across as both elegant and exciting. “You should feel that special sense of home every time you step through your front door. For me, it was important to fully tailor the design of the entrance doors to the people and create an exciting design element, not just a door”, says the designer.

Design meets timeless elegance



Scan the QR code and find out which door models to combine with which finishes



Watch the video with designer Denis Vesel here.

Cleverly positioned glass panes lend this door an elegant touch.



“For me as a designer, the entrance door represents one of the most important design elements!”

Denis Vesel, VESEL design



VD

Colour: RAL 9005
Handle: GSHG black
Order No.: V0001

AT 540 AT 530



VN

Colour: Frame HM712, sash HM712, RAL 9005
Handle: GPR60
Glass: Satinato white
Order No.: V0002

AT 540 AT 530



VG

Colour: Frame RAL 9005, sash SD10
Antique wood
Handle: GKVV black
Order No.: V0003

AT 540 AT 530



VP

Colour: Frame RAL 9005, sash SD03
Art-Concrete, RAL 9005
Handle: GSIV black
Order No.: V0004

AT 540 AT 530



VK

Colour: Frame HM819, sash HM819, RAL 9005
Handle: GPRV black
Order No.: V0005

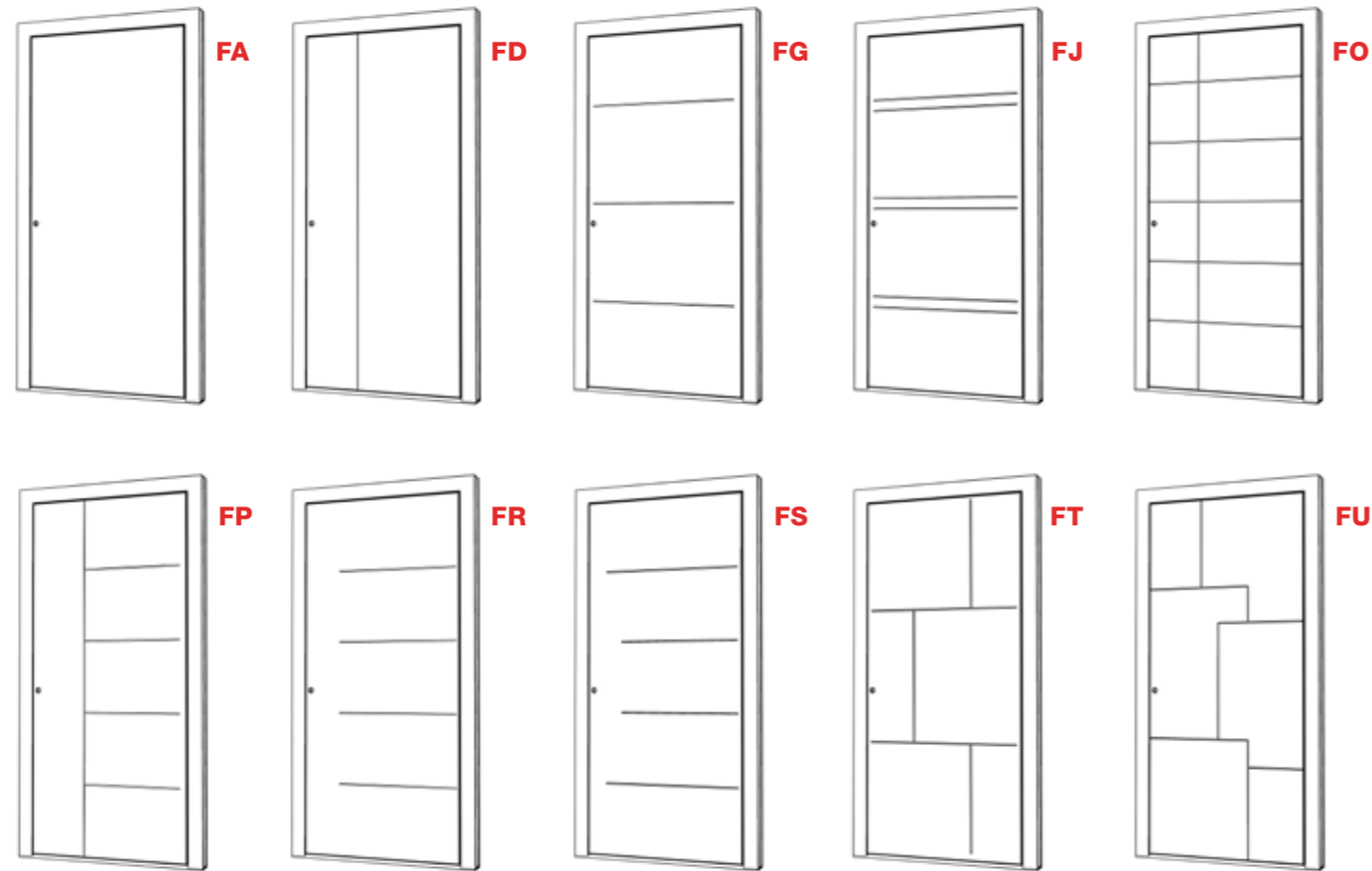
AT 540 AT 530

Design through and through

Solid flush doors keep your home private. Create your own minimalist entrance door with discreet groove milling and aluminium strips. A choice of straight or recessed handles will add to the overall design to create an impressive and modern entrance area.



Scan the QR code and find out which door models to combine with which finishes



TRENDSETTER

Doors from our 'Art' range are not only eye catching, they are also unique. Each door has its own individual surface and in combination with aluminium trims or side lights, each of these doors becomes a style focus.

Real wood in antique finish – each door is unique.



FA

Colour: Frame RAL 9005, sash SD07 Art-Stone
 Handle: KGS04
 Base profile: Stainless steel 20 mm
 Order No.: F0051

AT 540 **AT 530** AT 520 AT 510 AT 500 HT 410 HT 400



FD

Colour: Frame HM716, sash SD10, HM716
 Handle: RGS05
 Special glass: Dark Grey
 Order No.: F0002

AT 540 **AT 530** AT 520 AT 500 HT 410 HT 400



FG

Colour: HFM14
Handle: EGS01
Order No.: F0003

AT 540 AT 530 AT 520 AT 500 **HT 410** HT 400



FJ

Colour: Frame RAL 9005, sash SD05 Art-Corten
Handle: KGS04
Designer panels: Aluminium trim
Base profile: Stainless steel 20 mm
Order No.: F0052

AT 540 **AT 530** AT 520 AT 500 HT 410 HT 400





FR

Colour: Frame RAL 9005, sash SD08
Art-Basalt
Handle: GKV03 black
Designer panels: Aluminium trims
Base profile: black 20 mm
Order No.: F0053

- AT 540
- AT 530
- AT 520
- AT 500
- HT 410
- HT 400



FO

Colour: HM722
Handle: RGS01
Base profile: Alunox 20 mm
Order No.: F0050

- AT 540
- AT 530
- AT 520
- AT 500
- HT 410
- HT 400



FP

Colour: Frame HM704, sash
HM704, M916
Handle: KGS03
Order No.: F0006

- AT 540
- AT 530
- AT 520
- AT 500
- HT 410
- HT 400

Black or stainless-steel-coloured aluminium trims
lend your door a very special aesthetic.



FS

Colour: HFM04
Handle: GSI40
Designer panels: Aluminium trims
Order No.: F0008

- AT 540
- AT 530
- AT 520
- AT 500
- HT 410
- HT 400



FT

Colour: Frame RAL 9005,
sash SD09 Art-Carrara
Handle: SG17 black
Designer panels: Aluminium trims
Base profile: black 20 mm
Order No.: F0054

- AT 540
- AT 530
- AT 520



FU

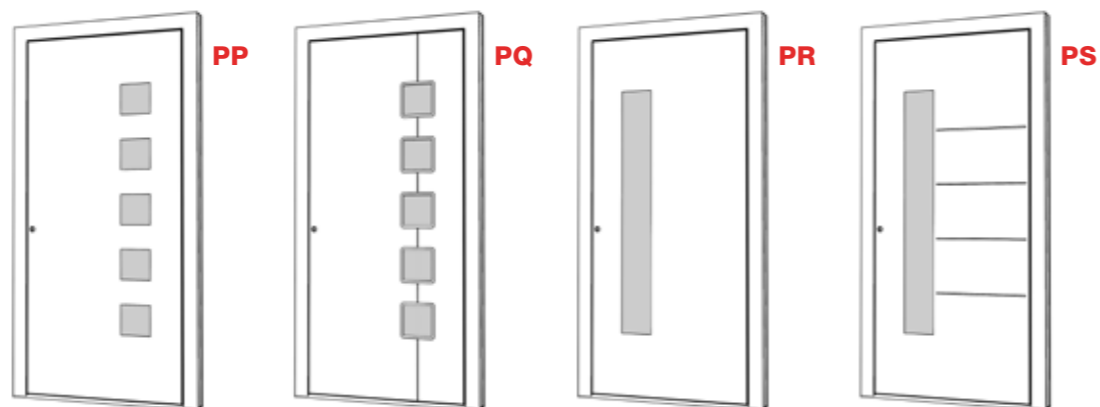
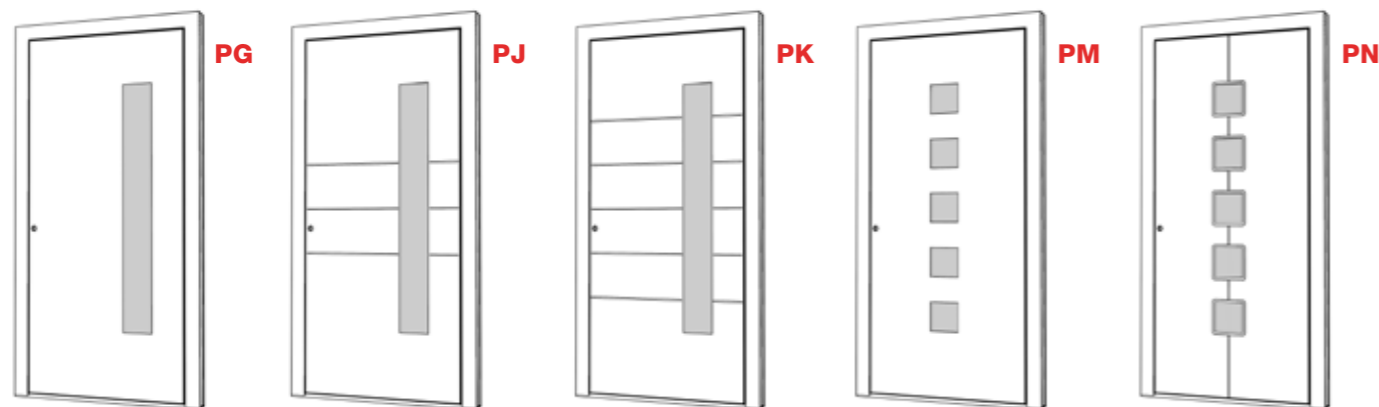
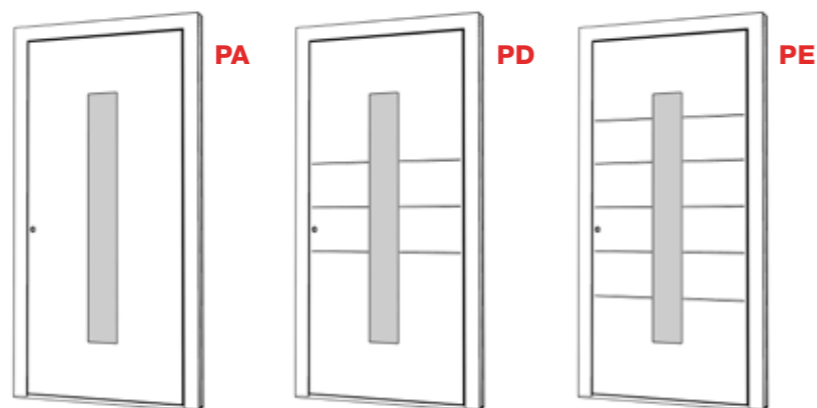
Colour: Frame HM716, sash HM712
Handle: SG13
Order No.: F0010

- AT 540
- AT 530
- AT 520
- AT 500

Symmetry in balance

This extensive range of doors impresses with its simplicity and symmetry. Whether you opt for a full-length slim glass window or prefer perfectly aligned smaller windows in the centre or the side, the choice is yours.

To create an even more individual entrance door, you can add milled grooves or decorative aluminium trims.



Scan the QR code and find out which door models to combine with which finishes

For selected models, you also have the option of choosing from a range of motif glazing (see page 129).



PA
 Colour: Frame RAL 9005, sash SD10 Antique wood
 Handle: HGS01 black
 Glass: Satinato white
 Order No.: P0001

- AT 540
- AT 530
- AT 520
- AT 510
- AT 500
- HT 410
- HT 400



PD
 Colour: HFM21
 Handle: GSI03
 Glass: Satinato white
 Order No.: P0050

- AT 540
- AT 530
- AT 520
- AT 500
- HT 410
- HT 400

WOW FACTOR

Entrance doors with an unusual ceramic finish are in vogue.

These doors act as an absolute eye-catcher and suit any architectural style.



“The entrance door is the stand-out feature of your house, which is why Internorm only offers premium, one-of-a-kind doors that are made for you to the highest standards.”



PE

Colour: HM716
Handle: EGS01
Glass: Satinato white
Order No.: P0003


AT 540 AT 530 AT 520 AT 500 HT 410 HT 400



PG

Colour: Frame HM721, sash SD06 Art-Steel
Handle: RGS02
Glass: Satinato white
Base profile: Stainless steel 20 mm
Order No.: P0051

AT 540 AT 530 AT 520 AT 510 AT 500 HT 410 HT 400



PJ

Colour: HF113
Handle: KGS03
Glass: Satinato white
Order No.: P0005

AT 540 AT 530 AT 520 AT 500 HT 410 HT 400



PK

Colour: M916
Handle: RGS03
Glass: Satinato white
Order No.: P0006

AT 540 AT 530 AT 520 AT 500 HT 410 HT 400



PM

Colour: Frame RAL 9005, sash SD07 Art-Stone
 Handle: KGS05 glass: Satinato white
 Base profile: Stainless steel 20 mm
 Order No.: P0052

- AT 540
- AT 530
- AT 520
- AT 510
- AT 500
- HT 410
- HT 400



PR

Colour: HM716
 Handle: RGS02
 Glass: Satinato white
 Order No.: P0011

- AT 540
- AT 530
- AT 520
- AT 500
- HT 410
- HT 400



PP

Colour: HFM12
 Handle: RGS05
 Glass: Satinato white
 Order No.: P0009

- AT 540
- AT 530
- AT 520
- AT 510
- AT 500
- HT 410
- HT 400



PQ

Colour: Frame HM721, sash HM721, HM907
 Handle: SG18
 Glass: Satinato white
 Order No.: P0010

- AT 540
- AT 530
- AT 520
- AT 500
- HT 410
- HT 400



PN

Colour: Frame HM907, sash HM907, M916
 Handle: GKV03
 Glass: Satinato white Alunox glass surround
 Order No.: P0008

- AT 540
- AT 530
- AT 520
- AT 500
- HT 410
- HT 400



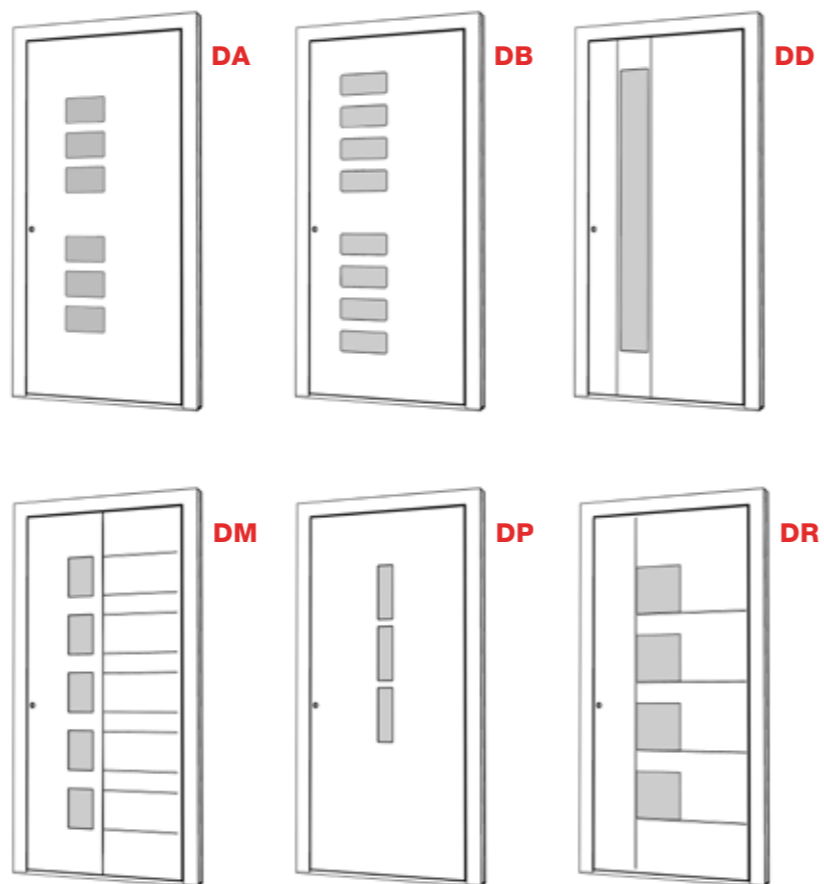
PS

Colour: HM817
 Handle: GSI03 black
 Motif glass: MP43FE
 Order No.: P0012

- AT 540
- AT 530
- AT 520
- AT 500
- HT 410
- HT 400

Discreet and elegant insight

This beautifully designed range focuses on discreet, narrow glass windows and rectangular cut-outs, enhancing the overall appearance. Square as well as slim glass features dominate their appearance. Milled grooves and decorative aluminium trims add further individual touches.



DA
 Colour: HM716
 Handle: HS40
 Glass: Satinato white
 Order No.: D0050

- AT 540
- AT 530
- AT 520
- AT 510
- AT 500
- HT 410
- HT 400



DG
 Colour: Frame RAL 9005, sash HM704
 Handle: SG17
 Glass: Satinato white, Alunox glass surround
 Base profile: Alunox 20 mm
 Order No.: D0004

- AT 540
- AT 530
- AT 520
- AT 500
- HT 4
- AT 540
- AT 530
- AT 520
- AT 500
- HT 410
- HT 400



Scan the QR code and find out which door models to combine with which finishes



DB
 Colour: Frame HM721, sash SD05 Art-Corten
 Handle: KGS01
 Glass: Satinato white
 Base profile: Stainless steel 20 mm
 Order No.: D0052

AT 540 AT 530 AT 520 AT 510 AT 500 HT 410 HT 400 AT 540 AT 530 AT 520 AT 500 HT 410 HT 400



DD
 Colour: HM716
 Handle: GOK60
 Glass: Satinato white
 Designer panels: Aluminium trim
 Base profile: Alunox 20 mm
 Order No.: D0003

AT 540 AT 530 AT 520 AT 500 HT 410 HT 400



DH
 Colour: Frame RAL 9017, sash SD03 Art-Concrete
 Handle: KGS04 black
 Designer panels: Aluminium trim
 Glass: Satinato white
 Order No.: D0005

AT 540 AT 530 AT 520 AT 500 HT 410 HT 400



DM
 Colour: Frame HFM12, sash HFM12, M916
 Handle: HGS04
 Glass: Satinato white
 Order No.: D0006

AT 540 AT 530 AT 520 AT 500 HT 410 HT 400



DP
 Colour: M916
 Handle: GD25
 Glass: Satinato white
 Order No.: D0051

AT 520 AT 500 HT 400



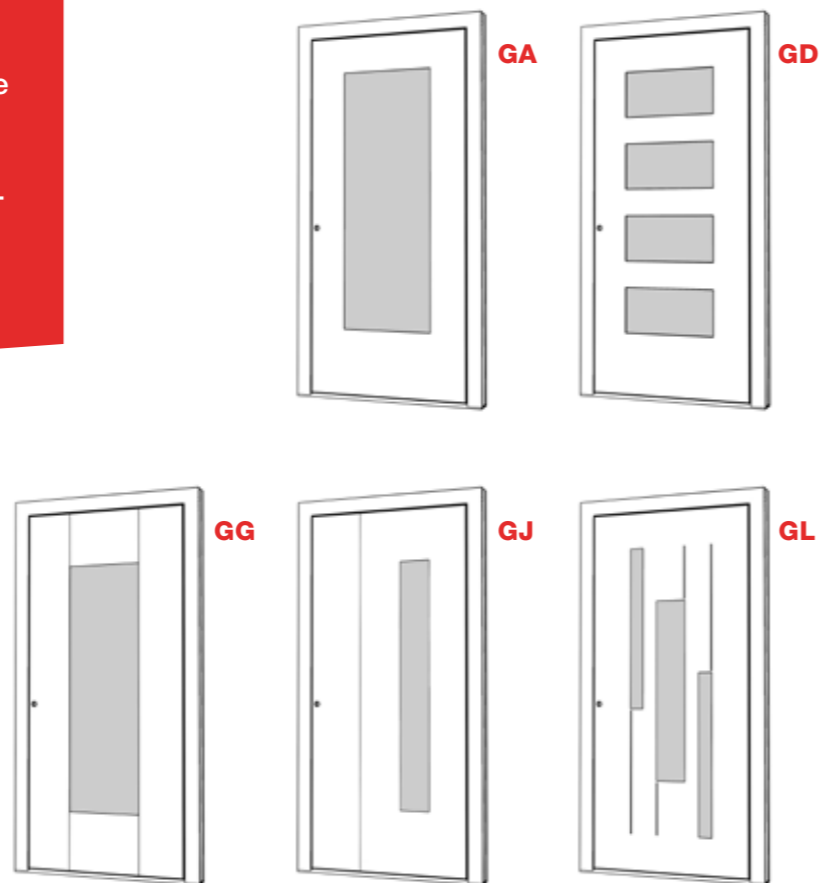
DR
 Colour: Frame RAL 9005, sash SD10 Antique wood
 Handle: HGS03 black
 Designer panels: Aluminium trim
 Glass: Satinato white
 Order No.: D0008

AT 540 AT 530 AT 520 AT 500 HT 410 HT 400



Bright lights in the spotlight

The third series completes this range of glazed models and clearly places the emphasis on striking glass elements. Depending on the model and personal preference, milled grooves and decorative aluminium trims can be added.



GG
 Colour: HF113
 Handle: RGS05
 Glass: Satinato white, Alunox glass surround
 Order No.: G0003
 AT 540 AT 530 AT 520 AT 500 HT 410 HT 400



GL
 Colour: HM819
 Handle: KGS04
 Glass: Satinato white
 Order No.: G0005
 AT 540 AT 530 AT 520 AT 500



GA
 Colour: HM716
 Handle: HS42
 Glass: Satinato white
 Order No.: G0001
 AT 540 AT 530 AT 520 AT 510 AT 500 HT 410 HT 400



GD
 Colour: HFM05
 Handle: KGS04
 Glass: Satinato white
 Base profile: Alunox 80 mm
 Order No.: G0002
 AT 540 AT 530 AT 520 AT 510 AT 500 HT 410 HT 400



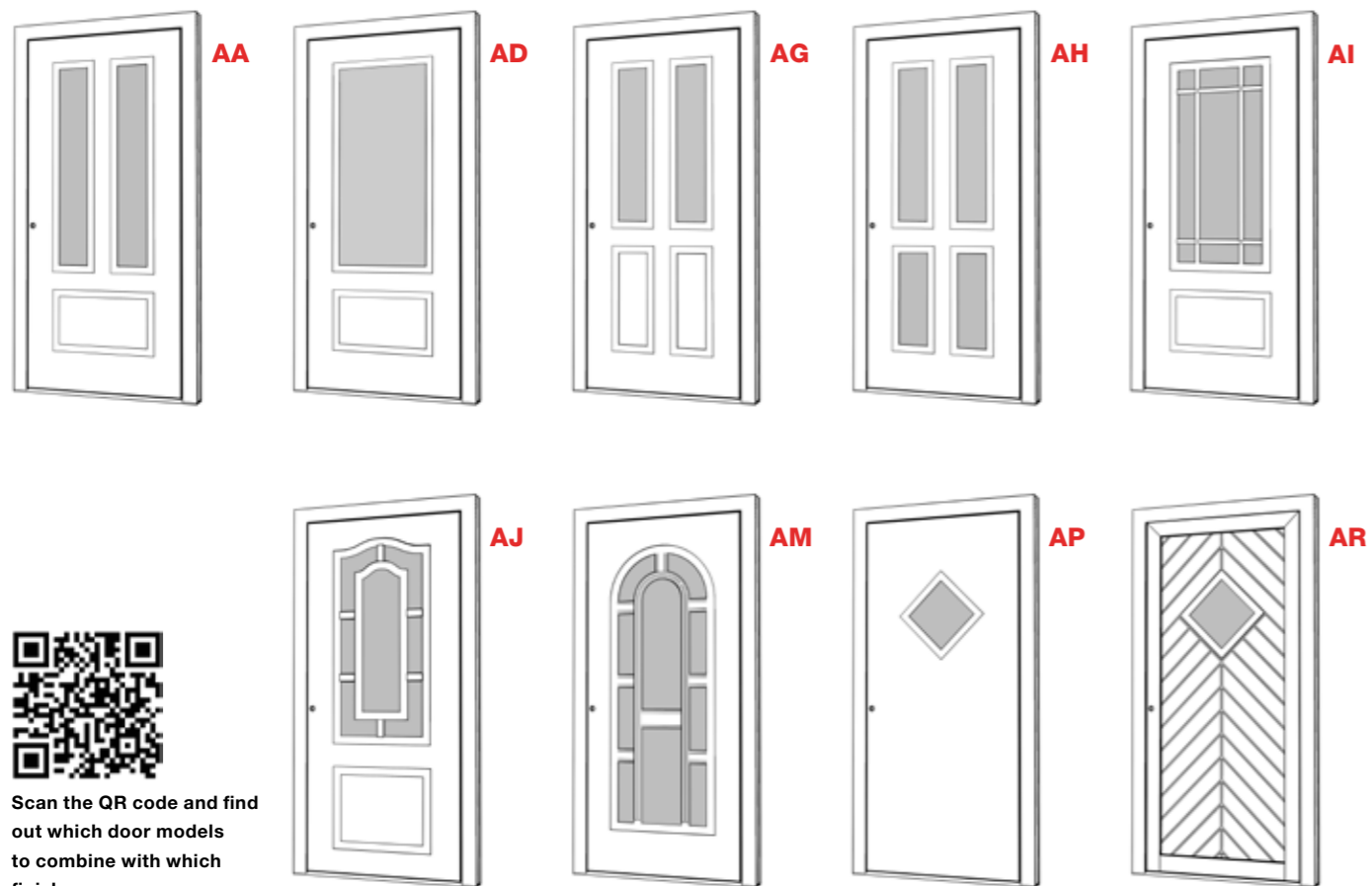
GJ
 Colour: Frame HF735, sash HF735, HF716
 Handle: SG13
 Glass: Satinato white
 Base profile: Alunox 80 mm
 Order No.: G0004
 AT 540 AT 530 AT 520 AT 500 HT 410 HT 400



Scan the QR code and find out which door models to combine with which finishes

Our classic products represent tradition

The models in this series will appeal to all those looking for traditional residential design. The focus lies on decorative elements, striking straight or round-arch panelling, combined with glazed features.



Scan the QR code and find out which door models to combine with which finishes



AA

Colour: HDS08
Handle: HS10
Glass: Satinato white
Order No.: A0001

AT 530 AT 520 AT 500 HT 400



AD

Colour: HM819
Handle: RGS02
Glass: Satinato white
Order No.: A0050

AT 530 AT 520 AT 500 HT 400



AG

Colour: Frame HF113, sash HF113, M916
Handle: HS40
Glass: Satinato white
Order No.: A0003

AT 530 AT 520 AT 500 HT 400

GLASS FRAMES

We offer doors with a heavily profiled glass frame for your traditional home. You can choose a colour which contrasts from the door panel.



AH

Colour: M916
Handle: HS10
Glass: Satinato white
Order No.: A0004

AT 530 AT 520 AT 500 HT 400



AI

Colour: M916
Handle: HS40
Glass: Satinato white
Order No.: A0005

AT 520 AT 500



AJ

Colour: HFM04
Handle: GD15
Glass: D41E
Order No.: A0006

AT 520 AT 500



AM

Colour: M916
Handle: HS10
Glass: D03E
Order No.: A0007

AT 520 AT 500



AP

Colour: HM704
Handle: RSS01
Glass: Satinato white
Order No.: A0051

AT 520 AT 500



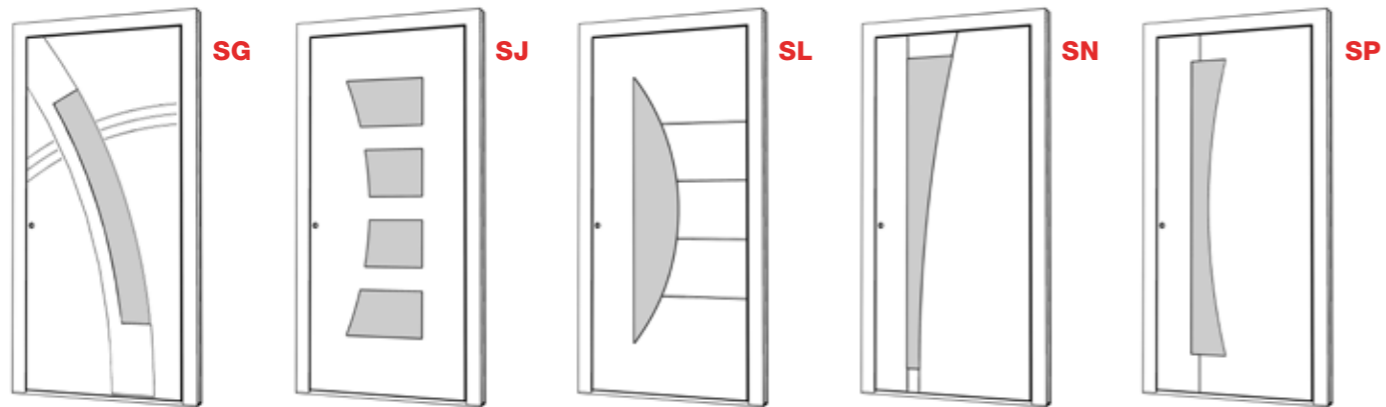
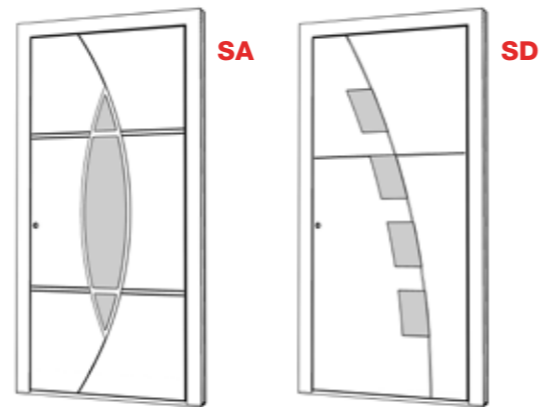
AR

Colour: HM716
Handle: HS50
Glass: Satinato white
Order No.: A0052

AT 500

Spirited extravagance

The focus here lies on striking and unconventional designs. By integrating a selection of structural, design and motif glass features, you can create timeless and individual entrance doors.



You can find details about motif glass on page 129.



SL
 Colour: HM803
 Handle: HGS03
 Motif glass: MS42FE, side light MP42SE
 Order No.: S0050

AT 520 AT 500



Scan the QR code and find out which door models to combine with which finishes



SA

Colour: HFM05
 Handle: HS30
 Glass: Satinato white
 Base profile: Alunox 80 mm
 Order No.: S0001

AT 520 AT 500



SD

Colour: HDS07
 Handle: GPR60
 Glass: Satinato white
 Base profile: Alunox 20 mm
 Order No.: S0002

AT 520 AT 500



SG

Colour: M916
 Handle: HS30
 Glass: Satinato white, Alunox glass surround
 Base profile: Alunox 80 mm
 Order No.: S0003

AT 520 AT 500



SJ

Colour: HFM22
 Handle: RSS03
 Glass: Satinato white
 Order No.: S0004

AT 520 AT 510 AT 500



SN

Colour: M916 handle: GKV04 glass:
 Satinato white
 Order No.: S0006

AT 520 AT 500



SP

Colour: HDS02 handle: GPR60
 motif glass: MS12FE
 Order No.: S0007

AT 520 AT 500

Flexibility brought to perfection

While the models from our individual series can be customised, the doors from the Fantasy range offer your creativity free rein. Whether panel, glass, Georgian bars or a mixture of these – enjoy maximum flexibility to make sure you end up with just the door you want. Your Internorm distribution partner will gladly advise you on the varied options.

Illuminated recessed handle

The LED recessed handle from Internorm can be integrated flush into the entrance door if needed.



Illuminated door panel

The LED lighting is directly integrated into the threshold area of the entrance door and thereby ensures a well-lit entrance area.

Mirrored doors

are simple, but clever and practical. The mirror can be framed or bonded to the inside. Whatever you choose, you can check your appearance before you leave the house.



TRANSOM MODEL

Colour: M916
Handle: HS10
Motif glass: MKR32E
Order No.: X0001

AT 500



TRANSOM MODEL

Colour: HM704
Handle: RSS06
Glass: Satinato white
Order No.: X0003

AT 500



TRANSOM MODEL

Colour: HM716
Handle: HS50
Glass: Satinato white
Georgian bars: 97 mm
Order No.: X0002

AT 500



TRANSOM MODEL

Colour: HM819
Handle: EGS01
Motif glass: MKR32E
Order No.: X0004

AT 500



GEORGIAN BAR MODEL

Colour: HM817
Handle: HS50
Glass: Satinato white
Georgian bars: 60 mm
Order No.: X0005

AT 500



GEORGIAN BAR MODEL

Colour: HM722
Handle: HS30
Glass: Satinato white
Georgian bars: 60/40 mm
Order No.: X0006

AT 500



MOTIF GLASS MODEL

Colour: Frame HM716
Handle: EGS01
Motif glass: Sash MF22FE, side light MF22SE
Order No.: X0007

AT 500



Architect: Spee architecten / Photographer: Ossip van Duivenbode

Definitely not a minor point

Security is not just important for windows and entrance doors. Side and back doors have to offer the same protection. And they have to look good of course.

Side entrance doors serve to close off uninhabited, unheated rooms (e.g. garage, basement storage rooms, etc.). Recent statistics show that burglars usually access houses via side or back entrance. This makes it all the more important to take preventative measures with the right security equipment. Internorm offers a range of security hardware systems on request.

Side entrance doors are available in aluminium, uPVC, uPVC-aluminium, as well as timber-aluminium with a wide range of options to customise your door.

Aluminium



AT 500 Panel model
Colour: HM704
Handle: HS10
Order No.: X0008



AT 500 Glass panel model
Colour: HM716
Handle: HS10
Glass: Satinato white
Order No.: X0010



AT 500 Glass model
Colour: Frame M916
Handle: HS10
Glass: Satinato white
Order No.: X0009



AT 500 Glass panel model
Colour: HM735
Handle: HS10
Glass: Satinato white
Order No.: X0011

uPVC



KF 510



KF 410



KF 320



KF 310

Timber-aluminium



HF 410 / HF 510

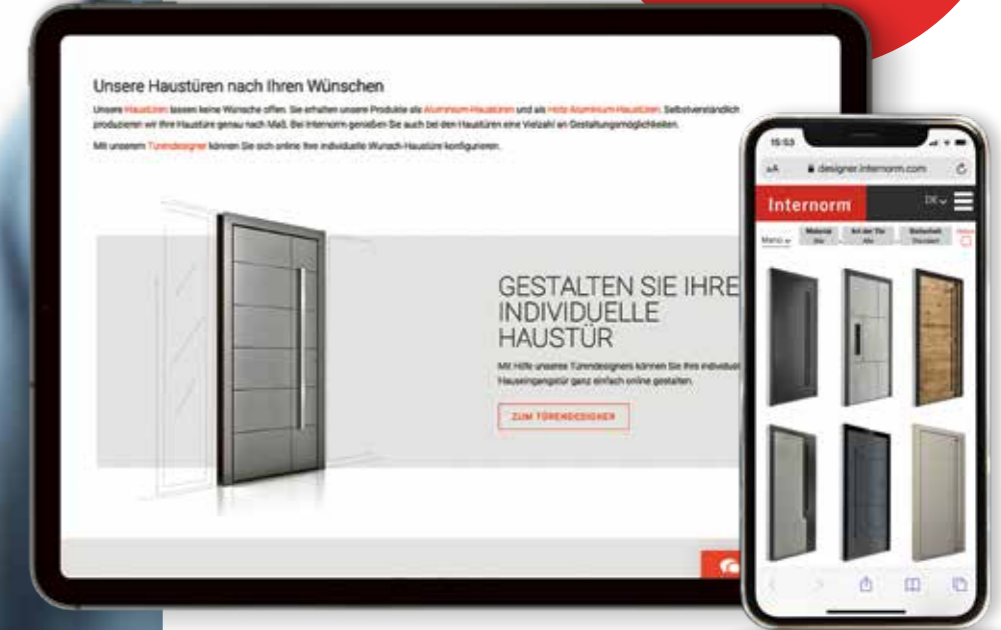


HF 410 / HF 510

Our online Door Designer

Every Internorm entrance door is totally bespoke and can be designed to suit your personal taste. Our online Door Designer tool lets you create your dream door at your leisure

Simple, individual, online!



You create your very own interior design with furniture, flooring or perhaps wall coverings in different colours or materials – elegant, classic and traditional or modern. Windows and entrance doors no longer play a secondary role in designing your interior spaces. With the variety of finishes and colours for our products, you can easily create your individual and atmospheric living environment.

Our product range includes both aluminium entrance doors and timber-aluminium entrance doors. Of course, these are custom-made. With Internorm, you also benefit from a number of design options for entrance doors.

Take advantage of our **online Door Designer tool** on our website to create your custom door, or let one of our **Internorm 1st window partners** advise you.



Try the Internorm Door Designer here!



Countless design options

Get to know our extensive range of accessories. Colours, handles, glass, sun protection or flyscreens – design your windows, doors and entrance door any way you please.

Colours for windows and doors

uPVC for window systems


White	Décor colours Inside	KF 510	KF 520	KF 310	KV 350	KF 410 studio	KF 410 home p.	KF 410 home s.	KF 410 ambiente	KV 440 home p.	KV 440 home s.	KV 440 ambiente	KS 430
uPVC white	Oak golden			X	X			X	X		X	X	X
Available for the inside and outside of all window systems! Exceptions: KF 310 home pure, KF 410 studio, KV 350 and KV 440 are exclusively available as uPVC-aluminium systems	Edelweiss			X	X	X	X	X	X	X	X	X	X
	Cream			X	X			X	X		X	X	X
	Dark grey	X	X	X	X	X	X			X			X

Timber for the inside of windows and doors

Standard colour SPRUCE lacquered




Standard colour TIMBER opaque



Standard colour LARCH lacquered




OAK



ASH



WALNUT



Special colours

The **Internorm RAL colour programme** offers a range of design options (facade quality). You can choose these colours for the exterior of the aluminium cladding and timber for the interior.



Please note that not every colour is available for every window or door.

Due to printing and manufacturing conditions, colour and structural deviations can occur between the illustrations and the original products.

Your **Internorm 1st window partner** will gladly advise you and show you the original colour samples.

Colours options of external **aluminium cladding** for windows, as well as internal and **external colours** for entrance doors.


Standard colours*



hiest Colours***

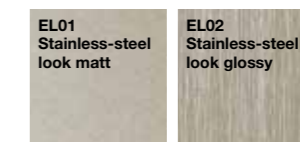


HDS Colours**



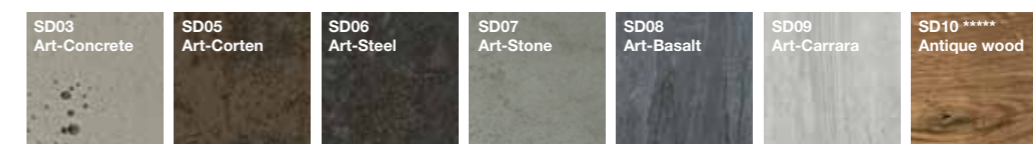
Stainless-steel colours for window cladding and doors

Stainless-steel colours****



Special decor for the exterior side of doors

SD colours



* **Highly weather-resistant**, except for M916 (facade quality)

** Intense colours, but colour tolerances are possible

*** For finish variants **HM** (highly weather-resistant standard colour), **HF** (highly weather-resistant fine structure), **HFM** (highly weather-resistant fine structure metallic) a special, highly weather-resistant powder coating is used.

**** Only possible on both sides of the frame for doors

***** Real wood, not suitable for every assembly situation. Your distribution partner would be happy to advise you.

An overview of our window handle range

The Internorm window handles fit comfortably into your hand and are available as a round, square or flat option. We suggest you start by choosing the handles for your interior decor and then find a matching window handle.



Internorm handle colours

-  F1 aluminium natural
-  F9 aluminium steel
-  RAL 9010 white
-  F9714m black matt
-  Polished brass
-  Chrome with satin finish
-  Chrome/stainless steel matt
-  Brass matt/aluminium steel

NOTE: Not all handle options are available for each window system. Your Internorm distribution partner will be happy to advise you on the possible combinations.

		
Lift & slide door handle G80 Fig. in black matt Item No. 36133	Lift & slide door handle Dallas Fig. in aluminium natural Item No. 36424	Lift & slide door handle Softline Fig. in aluminium natural Item No. 32447
available in the colours 	available in the colours 	available in the colours 

				
Handle G80 Flat key hole cover plate Fig. in aluminium natural Item No. 36435	Handle G80 Fig. in aluminium natural Item No. 36404 (item No. 36505 for KF 310, KF 320, KV 350)	Handle G80 lockable Fig. in aluminium natural Item No. 36400	Handle G80 with push button Fig. in aluminium steel Item No. 36394	Secustik® handle G80 Fig. in aluminium natural Item No. 36428
available in the colours 	available in the colours 	available in the colours 	available in the colours 	available in the colours 
				
Secustik® handle Austin flat cylinder key hole cover plate Fig. in black matt Item No. 36170	SecuForte® Fig. in black matt Item No. 36132	Secustik® handle Dallas Fig. in aluminium natural Item No. 36426	Standard handle Fig. in aluminium natural Item No. 33899 (item No. 36504 for KF 310, KV 350)	Handle with push button Fig. in aluminium natural Item No. 33885
available in the colours 	available in the colours 	available in the colours 	available in the colours 	available in the colours 
				
Designer handle Bruxelles Fig. with chrome satin finish Item No. 34592	Handle Amsterdam Fig. in aluminium natural Item No. 36416	Designer handle Athanai Fig. in brass matt/ aluminium steel Item No. 34594	Lockable handle Fig. in brass Item No. 33886	Designer handle Atlanta Fig. in brass Item No. 34750
available in the colours 	available in the colours 	available in the colours 	available in the colours 	available in the colours 

Our entire door handle range at a glance

Door handles greatly contribute to the visual overall appearance. Internorm offers various casing, recessed, bar and bracket handles, door levers and a lot more.

Recessed handles

Both attached and flush possible. Only attached version possible with the AT500 and AT520.



SG16
Recessed handle, 430x100
Stainless steel
AT500, AT520, AT530, AT540, HT400, HT410



SG13
Recessed handle, 220x125
Stainless steel
AT500, AT520, AT530, AT540, HT400, HT410



SG17
Recessed handle, 110x500
Stainless steel, black
AT500, AT520, AT530, AT540, HT400, HT410

LED lighting possible with AT530 and AT540 (fig. p. 110)



SG18
Recessed handle, 110x1400
Stainless steel
AT500, AT520, AT530, AT540, HT400, HT410
LED lighting possible with AT530 and AT540 (fig. p. 110)



GSIV Integrated recessed handle

GS140 406x59

GS101 1000x59

GS102 1200x59

GS103 1400x59

GSIV Variable length
respective door panel colour, black
AT500, AT520, AT530, AT540, HT400, HT410

LED lighting possible

Bar handles



HGS01
Half-round bar handle
40x1000
2 supports

HGS02
40x1200
2 supports

HGS03
40x1400
2 supports

HGS04
40x1600
2 supports
Stainless steel, black
AT500, AT520, AT530, AT540, HT400, HT410



KGS01A
for ekey-dLine square-edged bar handle
40x1000
2 supports

KGS05A
for ekey-dLine square-edged bar handle
40x1800
3 supports

Stainless steel
AT530, AT540, HT400, HT410



KGS01
Square-edged bar handle
40x1000
2 supports

KGS02
40x1200
2 supports

KGS03
40x1400
2 supports

KGS04
40x1600
3 supports

KGS05
40x1800
3 supports

KGS06
40x2000
3 supports

Stainless steel, black
AT500, AT510, AT520, AT530, AT540, HT400, HT410

KGS01L (without fig.)
40x1000
2 supports with integrated LED lighting

KGS03L (without fig.)
40x1400
2 supports with integrated LED lighting

Stainless steel AT530, AT540, HT400, HT410



RGS01
Round bar handle
Ø 30
Height 1000
2 supports

RGS02
Height 1200
2 supports

RGS03
Height 1400
2 supports

RGS04
Height 1600
3 supports

RGS05
Height 1800
3 supports

RGS06
Height 2000
3 supports

Stainless steel
AT500, AT510, AT520, AT530, AT540, HT400, HT410



EGS01
Round bar handle
Ø 35
Variable height

Stainless steel
AT500, AT510, AT520, AT530, AT540, HT400, HT410



GKV01
Square bar handle with straight ends
30x1000

GKV02
30x1200

GKV03
30x1400

GKV04
30x1600
Stainless steel, black
AT500, AT520, AT530, AT540, HT400, HT410



RSS01
Round bar handle with diagonal supports
Ø 32
Height 1000
2 supports

RSS02
Height 1200
2 supports

RSS03
Height 1400
2 supports

RSS04
Height 1600
3 supports

RSS05
Height 1800
3 supports

RSS06
Height 2000
3 supports
Stainless steel
AT500



GOK60
Bar handle
Height 600
2 supports
Stainless steel
AT500, AT520, AT530, AT540, HT400, HT410



GKV60
Bar handle
height 600
2 supports
Stainless steel, black
AT500, AT520, AT530, AT540, HT400, HT410



GPR60
Bar handle
height 600
2 supports
Stainless steel
AT500, AT520, AT530, AT540, HT400, HT410

A stylish selection of handles is available for all door series.

Please note that not all handles are available for all doors.

The pictured handles are not in proportion and this page only shows a selection of handles available.

Dimensions are indicated in mm, width x height.

Push and bracket handles



HS10
Push handle
93x400
stainless steel
AT500, AT510,
AT520, AT530,
AT540, HT400,
HT410



HS50
Push handle
109x500
stainless steel
AT500, AT510,
AT520, AT530,
AT540, HT400,
HT410



HS40
Push handle
90x500
stainless steel matt
AT500, AT510,
AT520, AT530,
AT540, HT400,
HT410



HS42
Push handle
90x500
stainless steel
AT500, AT510,
AT520, AT530,
AT540, HT400,
HT410



PB30
Tubular U-handle
100x300
stainless steel
(PB31 = aluminium
F1) AT500



HS32
Push handle
118x477
Stainless steel
(HS30 = Ring
stainless steel matt)
AT500, AT510,
AT520, AT530,
AT540, HT400,
HT410



GKN201
stainless steel
AT500

Lever



GD25
Stainless steel, black
AT500, AT510, AT520,
AT530, AT540, HT400,
HT410



PD12
Brushed aluminium
AT510, AT520, AT530, AT540



GD10
Stainless steel
AT500, AT510, AT520, AT530,
AT540, HT400, HT410



GD15
Stainless steel, black
AT500, AT510, AT520, AT530,
AT540, HT400, HT410



GD20
Stainless steel
AT500, AT510, AT520, AT530,
AT540, HT400, HT410



GD30
Stainless steel
AT500, AT510, AT520, AT530,
AT540, HT400, HT410



SD10
Stainless steel, black
AT510, AT520, AT530, AT540,
HT400, HT410




SD15
Stainless steel (SD20 = aluminium
natural, SD25 = aluminium white)
AT500, AT510, AT520, AT530

Internorm

ALUMINIUM STRIPS The use of aluminium strips particularly highlights the respective decorative element.



Milled slots and aluminium strips for doors

Simple or with a little more glamour – both versions exude a special charm in their very own ways. The more reserved milled grooves perfectly blend in with the design of the entrance door. Aluminium strips made of Alunox (flush) or stainless steel (raised) serve as visual highlights. The black aluminium strips, which are available as flush and raised versions, create an effective contrast.



Milled grooves

Double milled groove



Aluminium trims

Aluminium trims are available as flush or raised versions and in a stainless-steel colour or black.

Double aluminium strip



Our structured glass for windows and doors



Glass isn't always a perfect match with the original in terms of colour and structure. To avoid confusion, please compare the sample glass at your **Internorm 1st window partner**.

Condensation – sign of quality: Internorm windows have excellent thermal insulation and tightness. This prevents irksome drafts, saves heat energy, and keeps out annoying noise. However, condensation may form in individual cases for physical reasons. This is sometimes seen as bothersome, but it is actually a sure sign that the window has good thermal insulation properties.

Condensation on the outside: After cold nights, the glass panes can mist up on the outside because good thermal insulation ensures that very little heat is let outside from the inside. This means that the outer pane stays relatively cold and the ambient moisture caused by the temperature difference between the air and the window surface can become visible on the cool glass surface in the form of condensate (small water droplets that limit what you can see through the pane). However, this effect only occurs in the morning hours and if the window is in a certain position in the house. It disappears again as soon as the temperature rises.

Condensation on the inside: Due to water vapour from the kitchen and bathroom, but also from breathing air, especially in the bedroom, the humidity of the room air increases in the interior spaces. If you don't let in enough fresh air, this humidity can quickly form as condensation on the window. That's why it's a good idea to air out your rooms regularly with intermittent ventilation.

You can find more tips and tricks on how to avoid condensation on our homepage and in the **“Internorm User Manual, Care, Maintenance, Warranties”**.

ESG (toughened safety glass) and insulating glass

Most insulating and toughened safety glass used in Internorm products is made in-house. We are independently driving progress and trying to meet the demand for innovative and highly insulating glass solutions.

Thermal insulation glazing

Wafer-thin stainless-steel coatings and noble gases, such as argon or krypton, are inserted into the space between the panes and provide perfect thermal insulation. If you opt for 3-pane thermal insulation glazing instead of double glazing, you can incorporate 40% more glass areas without increasing your heating costs.

Security glass

If sufficient force is applied to ESG (toughened safety glass), it breaks into blunt-edged, loosely connected crumbs. VSG (laminated safety glass) shatters, but is attached to a tear-resistant, viscoplastic intermediate layer. The risk of injury is therefore very low.



Design glass for doors

A range of techniques such as fluted bevel, sandblasting, glass decorative trim or colour fields are used to create the design glass.


Motif glass for doors

Depending on the desired decorative element, you can decide whether the look is also repeated in the side light or in the glass feature. These feature lines follow on from the door itself and are available in different options.


Please note that not every glass can be used with every system.



Clear surface area with sandblasted strips



Sandblasted surface area with clear strips and clear glass edges



Sandblasted surface area with clear strips

Certainly secure

Optimal protection from break-ins and maximum security for children are basic requirements to feel safe and secure in your own four walls. Windows considerably contribute to this sense of security. The sophisticated Internorm technologies effectively protect your family and make it difficult for burglars to enter your house.

Enjoy the benefits of a French balcony.

Create a generous sense of space, even in smaller rooms.

Modern architectural designs often boast large-scale glazing. Floor-to-ceiling windows and balcony doors are usually included for the top floor as well. To optimise the appearance and offer unobstructed views, balconies and terraces are often omitted. On top of this, balconies are usually not feasible in most city centres due to building regulations. Juliet balconies are the perfect alternative. With floor-to-ceiling door elements, they are made of laminated safety glass. With a low parapet, the use of round or square stainless steel bars is an option, or rather necessary, to safeguard a secure solution to lean against. Please observe the prescribed minimum heights, ensuring sufficient security and protection against falls for you and your children.

Different Juliet balcony options:



Glass balustrade option with laminated safety glass, including stainless steel trim



Option with round stainless-steel rail



Option with square stainless-steel rail



Security locks

All Internorm window systems are equipped with basic security features as standard. Solid, yet discreet, silver-coloured designer security locks in the window frame lock the window together with the octagonal mushroom cams in the sash (with the exception of KF 510 and KF 520).



I-tec Secure/KF 510 and KF 520

The revolutionary locking technology from Internorm guarantees maximum protection. When you lock your window, the flaps open and press directly into the interior part of the frame on all sides. It is virtually impossible to lever the window.



Security handle

The Secustik® handle contains a jamming-device which provides integrated security. The patented locking mechanism offers foolproof protection against moving the lock from the outside (standard for the KF 510 and KF 520 uPVC and uPVC-aluminium windows).



Lockable handles

Lockable handles offer optimal security for children and perfect burglary protection. The window is locked with a key and then cannot be opened from the inside or outside.



Concealed hardware

The concealed hardware makes sure that the window cannot be lifted out of its hinges and also provides for a discreet aesthetic and easy cleaning.



I-tec Glazing

Thanks to the patented Internorm glazing technology, it is no longer possible to push out the glass pane. The glass pane is now glued into the whole of the window frame and thereby ensures a secure and firm hold. Nearly all Internorm window systems are equipped with this I-tec innovation as standard.



Electric opening sensor

Discreet and reliable, these hardwired or wireless locking sensors report whether windows or French doors are open, tilted or locked.

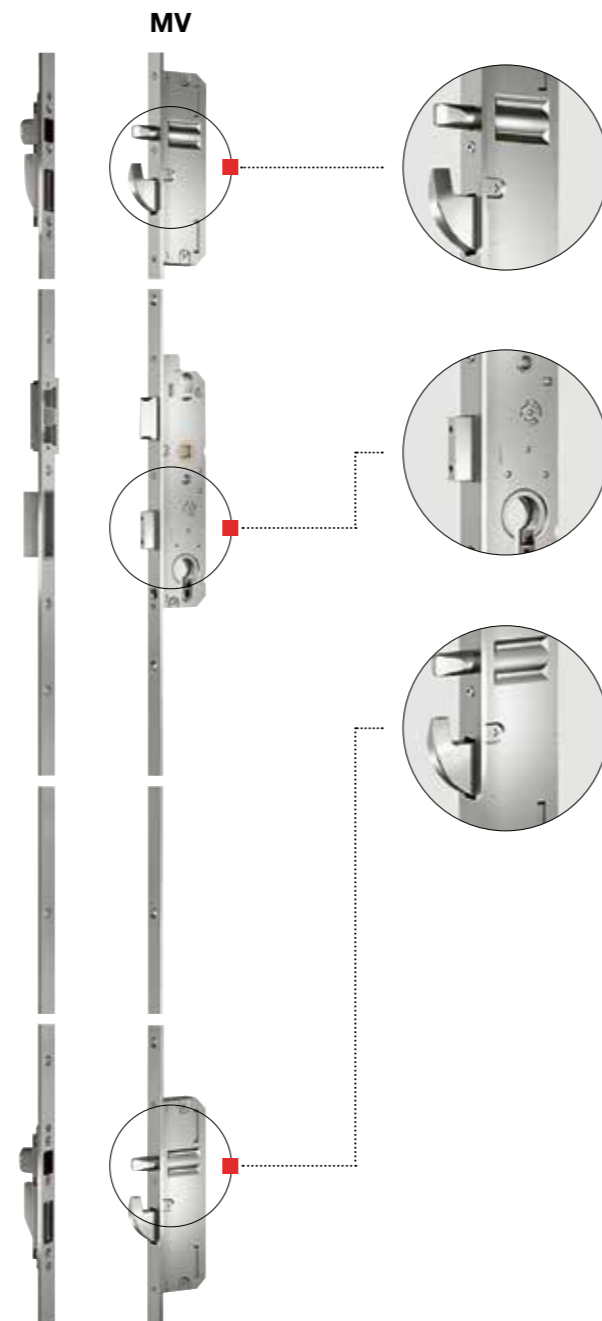


VSG (laminated safety glass)

In contrast to conventional window glass, which shatters when subjected to a forceful impact, laminated glass does not break into pieces. The tear-resistant films hold the pieces of the panel together, the glass holds firmly in the window frame, and the risk of injury is averted.

Tamper-proof as standard

Of course, we prioritise the installation of proven security locks. Thanks to the high-quality locking systems from the renowned manufacturer KfV, our tamper-proof doors are tested up to resistance class RC 3 and thereby provide outstanding burglary protection.



Security as standard

Mechanical: MV Internorm entrance doors are already equipped with a mechanical multi-point lock as standard.

Security as standard

- Multi-point lock = 5-fold protection through a main deadbolt, 2 steel bolts and 2 swivel latches
- 3 solid door hinges ensure high stability.
- Increased burglary protection is already provided with the standard cylinder (protection against lock picking and drilling)

Comfort as standard

- The soft-lock latch ensures easy operation as well as a gentle close, plus it doesn't require any maintenance (no oil needed)
- Three-dimensionally adjustable door hinges allow you to install the entrance door even more precisely and accurately – with mounted door sash.
- Cylinders that are lockable from both sides – meaning you can always lock them, even if a key is inserted on the other side

Our bonus when it comes to security & comfort

Automatic: MVAM

- Enhanced security with an automatic multi-point lock with main deadbolt, 2 trigger bolts and 2 swivel latches:
- Door mechanically locks automatically – trigger bolts and swivel latch extend through spring force
 - Doesn't need to be locked with a key

Semi-motorised: EE

Comfort and security thanks to a semi-motorised multi-point lock with main deadbolt, 2 trigger bolts and 2 swivel latches:

- Door mechanically locks automatically – trigger bolts and swivel latch extend through spring force
- No need to lock or unlock with a key (unlocking through electric drive); on the inside, the door is unlocked by pressing the lever. A switchable child lock blocks the lever. Can be combined with all access control systems

Fully motorised: EVE, EVC

The ultimate comfort thanks to a fully motorised multi-point lock with main deadbolt, 2 trigger bolts and 2 swivel latches:

- Door locks automatically – trigger bolts, swivel latch and main deadbolt extend automatically
- Powerful fastening torque of the door sash through the motor
- No key needed to lock or unlock the door (locking and unlocking via the electric drive). On the inside, the door unlocks either by pressing the lever (EVC) or an electric switch (EVE). From the outside, the door unlocks through access controls (e.g. finger scan, etc.).

A note on EVC: Children can also open the locked door at anytime by pressing the lever on the inside and thereby get outside. In this case, opt for an EVE with an electric button that is hidden or in a higher position.

Your finger is the key.

Gone are the days of searching the whole house for your keys – thanks to a fingerprint scanner or keypad. Internorm installs these smart systems on top of or flush-mounted on the door panel, or integrates them into the handle.

For entrance doors and lift & slide doors



raised

For entrance doors



flush

For entrance doors



Finger scanner

The latest generation of “ekey dLine” fingerprint scanners conveniently replaces conventional keys. The control unit takes up little space and is securely installed in the door panel or the frame of the lift & slide door. You won't have to worry about forgetting, losing or having your keys, cards or codes stolen.

Simple. Open the door with one touch of your finger. You manage your permissions yourself – no technician or computer required. All you need is the “ekey bionyX” app. **Convenient.** Your finger is the key, meaning you'll always have it “on hand”. The smart software keeps learning every time you use it and recognises growth in children's fingers or user habits.

Secure. Your unique fingerprint is more secure than any key that could be lost or stolen. Manipulating the system from the outside is impossible. Unauthorised third parties cannot gain access to the “key”.

A scanner makes your entrance door “smart”. The system can be integrated into your home network via Wi-Fi, enabling countless functions such as remote opening or push notifications when the door is opened. In addition, your finger scanner will always have access to the latest firmware updates and therefore meet the highest security standards.

Keypad

On top of the finger-scanning option, you can also use the more traditional method of entering a code into the keypad. The “ekey home integra keypad” is installed directly in the door panel, so merely the ultra-flat decorative element remains visible.

With this method, you open the door by typing in a freely selectable four to ten-digit code. You can even create a pattern on the touch-sensitive screen, in the same way that many users unlock their smartphones.

You can programme up to 99 codes. This means that every user can have their own access code. This comes in handy when granting access to cleaning staff, for example – you can delete their code at any time and replace it with a new one.

ekey
Europas Nr. 1
bei Fingerprint Zugangslösungen


Security with Winkhaus cylinders for windows and doors

You have a wide range of additional components to choose from, such as high-security cylinders, door locks and many more. Find out more from your **Internorm 1st window partner.**




Sample images

The **standard cylinder** features protection against lock picking and drilling by means of steel pins. It can be locked from both sides, meaning you can still lock and unlock the door if there is a key inserted on the other side.



The **high-security cylinder** with three-dimensional, patented protection against lock picking and drilling as well as pulling and tearing. The large, special key shape makes it easy to lock and prevents the key from bending or breaking. It is lockable from both sides. The symmetrical reversible key is easy to insert into the cylinder.



Every high-security cylinder comes with a personal **security card**. It serves as important proof of legitimacy for follow-up orders of cylinders or keys.

A bonus for entrance door security



The **door block TSH** serves as an opening limitation. You can operate it via the main lock (no cylinder on the outside). The feature is activated from the inside using a turning knob.



For the **electric door opener/ETOE** (normal function), the door can only be opened while there is contact (button is pressed, no permanent contact).

Sun protection and flyscreens

Mix & match, integrated and with many options



With the addition of sun protection and flyscreen systems, your windows turn into a functional unit and enhance the design of the house facade. Connect your sun protection products with smart home systems, such as those from Loxone or Mediola, and enjoy the convenience of automatic functions as well as easy operation via your smartphone or tablet.

Windows with integrated blinds: integrated sun protection and privacy screen between the panes – with the option of Venetian, Roman or Duette® blinds, and available with solar powered I-tec Shading on request.

Internal blind: mounted directly on the window sash, it can be colour matched to the internal window frame.

Raffstore Venetian blind: optimum control of light and solar gain with adjustable slats. Available with RETROLUX daylight control on request; can be combined with flyscreens. Ideal for lift & slide doors.

Exposed Raffstore Venetian blind: optimal control and steering of light and warmth through adjustable slats; combinable with flyscreens.

External and mini external shutters: loose or fully mounted on the window; can be combined with flyscreens.

Flyscreen with frame or shutters: proven use of fixed, turn and sliding door frame or shutters; can be combined with sun protection

Pleated flyscreen: space-saving and perfect retrofit solution, also suitable for lift & slide doors.

Window shutter: made of aluminium, with many design options; can be combined with flyscreens.



National and international certifications attest to the high quality of our products.

Thanks to our expertise, you can rest assured that you're getting the best service for your money. With state-of-the-art production facilities and stringent quality controls, we can guarantee outstanding quality that sets pioneering standards throughout Europe. The quality seals we have received from independent inspection bodies in all of Europe are proof of this.



Austrian coat of arms



Austria quality mark



TÜV ISO 9001



TÜV ISO 14001



Graz University of Technology

RAL quality mark



Minergie® certificate



Austrian Society for Environmental Engineering



Certificate for products from sustainable forestry



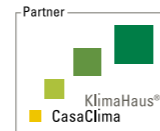
QUALITÄTS FENSTER MADE IN AUSTRIA



Energy Globe (Project Schiestlhaus)



VinylPlus certificate



KlimaHaus certificate



IMPRINT

Publisher: Internorm International GmbH, Ganglgutstraße 131, A-4050 Traun

Photos: Studio Hoflehner, A-4600 Wels | studio46, A-4863 Seewalchen am Attersee | Isa Stein, Studio für Kunst und Architektur, A-4020 Linz | Bernhard Hörtnagl, A-6020 Innsbruck | Internorm International GmbH, A-4050 Traun

Design and litho: Internorm International GmbH, A-4050 Traun

Print: Johann Sandler GesmbH & Co KG, 3671 Marbach

Subject to technical changes, printing and typesetting errors. Internorm International GmbH is an ARA licence partner: Our licence number is 4477.



Internorm®

Austria

Internorm Fenster GmbH

A-1230 Wien · Vorarlberger Allee 27

Tel.: +43 (1) 605 72-0

Email: wien@internorm.com

A-4061 Pasching · Kremstal Straße 5

Tel.: +43 (7229) 770-2440

Email: mittewest@internorm.com

A-6020 Innsbruck · Bleichenweg 14

Tel.: +43 (512) 36 10 48-0

Email: mittewest@internorm.com

A-8502 Lannach · Industriestr. 2

Tel.: +43 (3136) 825 00-0

Email: lannach@internorm.com

Germany

Internorm-Fenster GmbH

Headquarters Germany

D-93059 Regensburg · Nußbergerstr. 6b

Tel.: +49 (941) 464 04-0

Email: regensburg@internorm.com

Switzerland

Internorm AG

CH-5502 Hunzenschwil · Römerstrasse 25

Salle d'Exposition Suisse Romande

CH-1030 Bussigny · Rue de l'Industrie 58

window hotline 0848 00 33 33

info-swiss@internorm.com

France

Internorm Fenêtre SAS

BP 20073 · 10 rue Alcide de Gasperi

Zone Espale

F-68392 SAUSHEIM CEDEX

Tel.: +33 (3) 89 31 68 10

Email: sausheim@internorm.com

Italy

Internorm Italia S.r.l.

I-38121 Trento (TN) · Via Bolzano, 34

Tel.: +39 (0461) 96 75 11

Email: italia@internorm.com

Slovenia

Internorm okna d.o.o.

SLO-1000 Ljubljana · Koseška cesta 8

Tel.: +386 (1) 581 92 55

Email: internorm.okna@siol.net

Czech Republic

Internorm-okno s.r.o.

CZ-190 00 Praha 9 · Ocelářská 7 · Vysočany

Tel.: +420 235 09 04 41

Email: internorm@internorm.cz

Slovakia

Internorm s.r.o.

SK-821 04 Bratislava · Galvániho 15/B

Tel: +421 (2) 436 327 82

Email: office@internorm-okna.sk

Hungary

Internorm Ablak Kft.

H-2051 Biatorbágy · Sasbérc út 1

Tópark Ingatlankomplexum

Tel.: +36 (23) 786 505

Email: internorm@internorm.hu

UK / Ireland

Internorm Windows UK Ltd

Unit D · Colindale Business Park

2-10 Carlisle Road · London, NW9 0HN

Tel.: +44 (0) 208 205 9991

Email: office@internorm.co.uk

www.internorm.com